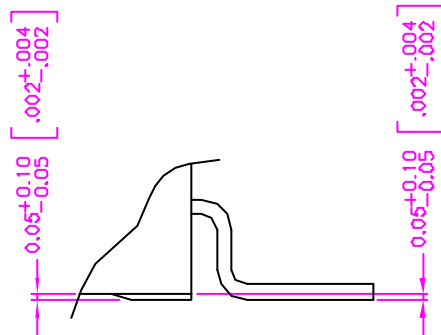
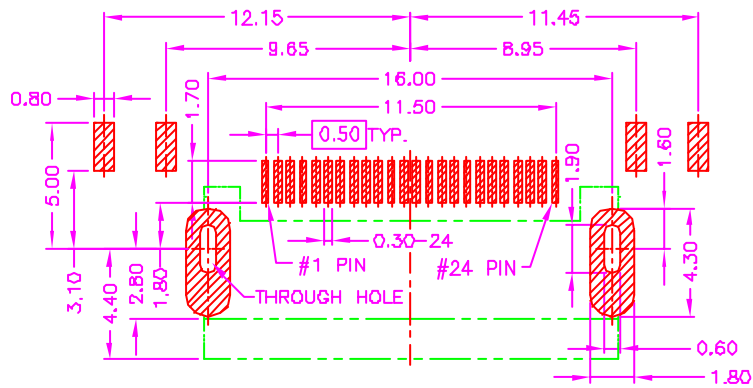
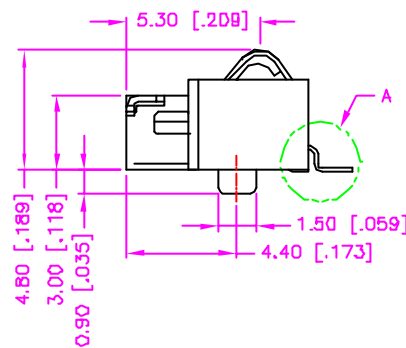
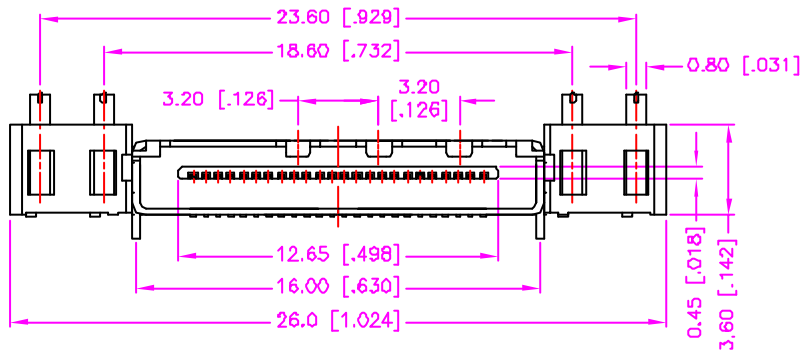
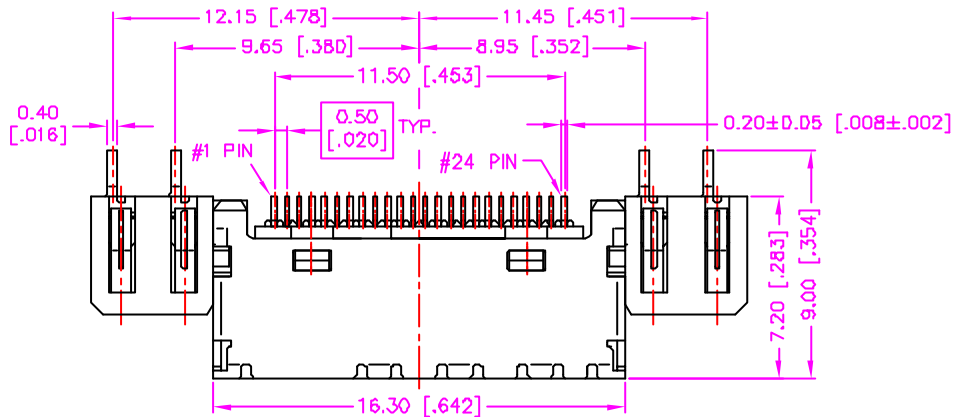


REV.	DESCRIPTION	DATE
—	RELEASE	Oct. 31, 2002
1	SHELL PLATING MODIFY	Jan. 17, 2003
2	DRAW MODIFY	Feb. 11, 2003
3	DRAW MODIFY	Apr. 23, 2003
4	DRAW MODIFY	Aug. 02, 2003



MATERIALS

1. HOUSING : HI.-TEMP. PLASTIC (UL 94V-0), BLACK.
2. TERMINAL : COPPER ALLOY, GOLD PLATING.
(t=0.20mm)
3. BATTERY TERMINAL : COPPER ALLOY, GOLD PLATING.
(t=0.15mm)
4. SHELL : STAINLESS STEEL, NICKEL PLATING.
(t=0.30mm)

SPECIFICATION

1. CURRENT RATING : 1 AMP. MAX.
2. DIELECTRIC WITHSTANDING VOLTAGE :
250V AC R.M.S. FOR ONE MINUTE.
3. INSULATION RESISTANCE : 1000M OHMS MIN.
AT 250V DC.
4. OPERATING TEMPERATURE : -40°C TO +85°C.
5. MAX. PROCESSING TEMP. :
230°C FOR 30 ~ 60 SECONDS.

ORDER INFORMATION :

6191024-01*

- PACKAGE OPTIONS
4: TAPE PACKAGE
8: TRAY PACKAGE

TOLERANCE .0=±.38 [0.015] .00=±.25 [0.010] .000=±.XXX .0000=±. ANG.=±3'	DRAWER <i>Katherlin</i>	Astron ASTRON TECHNOLOGY CORP.
CHECK <i>JUB</i>	APP'D <i>ZON</i>	
UNITS : mm [Inch]	PRODUCT SPEC.	DRAW NO. C797-1139
SCALE NONE	SIZE A4	SHEET 1 OF 1
	REV. E	10018