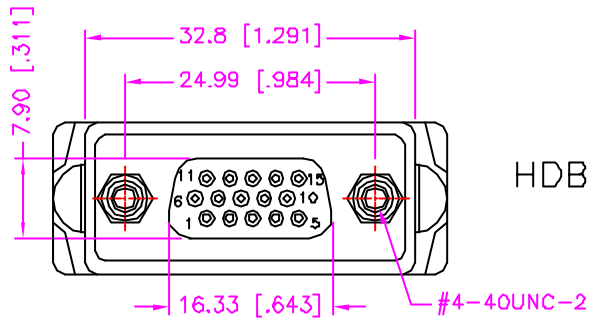


REV.	DESCRIPTION	DATE
—	RELEASE	May 24, 2001
1	ADD. DESCRIPTION	Jul. 16, 2001
2	P/N MODIFY	Jan. 29, 2002
3	P/N MODIFY	Feb. 27, 2002
4	P/N MODIFY	Apr. 30, 2002
5	P/N MODIFY	Jun. 19, 2002
6	P/N MODIFY	Aug. 16, 2002



HDB

F

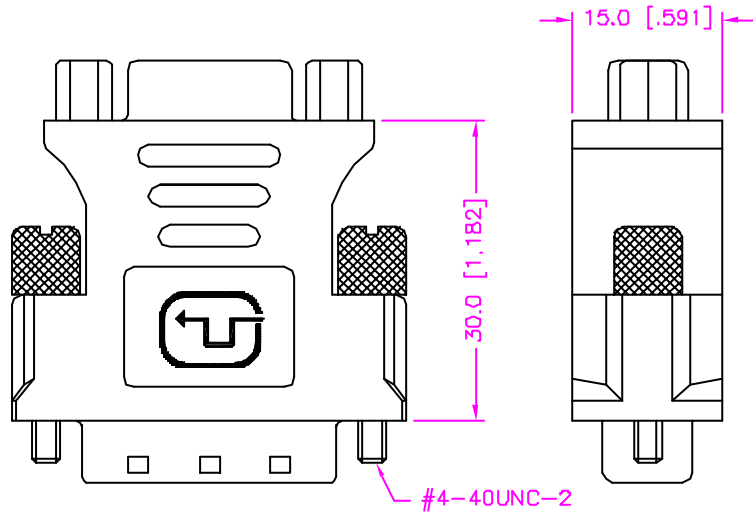
E

D

C

B

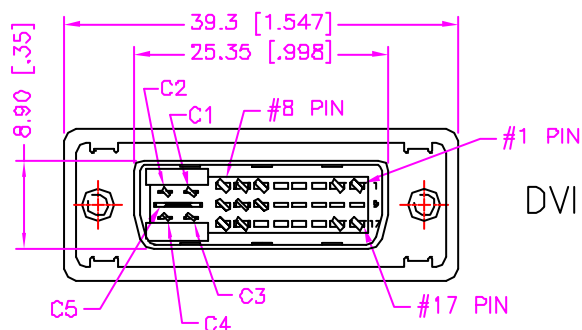
A



PIN OUT

HDB	DVI
1	C1
2	C2
3	C3
5	15
6	C5
7	C5
8	C5
9	14
9	16
10	15
12	7
13	C4
14	8
15	6

SHIELD — GROUND — SHIELD



DVI

**MATERIALS**

1. HOUSING : POLYESTER (UL 94V-0).
2. TERMINAL : COPPER ALLOY, GOLD PLATING.
3. HOOD : P.V.C.
4. SHELL : STEEL, NICKEL PLATING.

**SPECIFICATION**

1. CURRENT RATING : 1.5 AMP. MAX.
2. DIELECTRIC WITHSTANDING VOLTAGE : 500V AC R.M.S. FOR ONE MINUTE.
3. INSULATION RESISTANCE : 50M OHMS MIN. AT 500V DC.
4. CONTACT RESISTANCE : 1 OHMS MAX.
5. OPERATING TEMPERATURE : -25°C TO +85°C.
6. DURABILITY : 500 CYCLES.

**ORDER INFORMATION :**

97-010501 \*

SERIES CODE

COLOR OPTION, SEE TABLE

HOOD & HOUSING COLOR OPTIONS			
P/N	HOOD	HDB	DVI
97-010501	BEIGE	BLACK	BLACK
97-010501A	WHITE	WHITE	NATURE
97-010501B	WHITE	BLUE	NATURE
97-010501C	BLACK	BLACK	BLACK
97-010501D	TRANSPARENT	BLUE	NATURE
97-010501E	BEIGE	BLUE	NATURE

TOLERANCE	
.0 = ±.38 [.015]	
.00 = ±.25 [.010]	
.000 = ±.xxx	
.0000 = ±.	
ANG. = ±3°	
UNITS : mm [inch]	
SCALE NONE	SIZE A4

DRAWER	<i>PUB</i>
CHECK	<i>Katherine</i>
APP'D	<i>WJBLU</i>
PRODUCT SPEC.	
SHEET	1 OF 1
REV.	G

**Astron**  
 ASTRON TECHNOLOGY CORP.  
 NAME  
 ADAPTER CONNECTOR  
 DVI-17M TO HDB-15F  
 DRAW NO.  
 C797-0106  
 20002