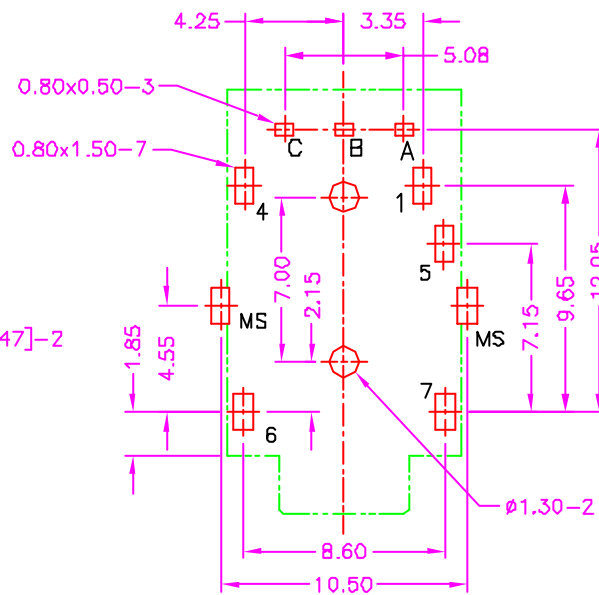
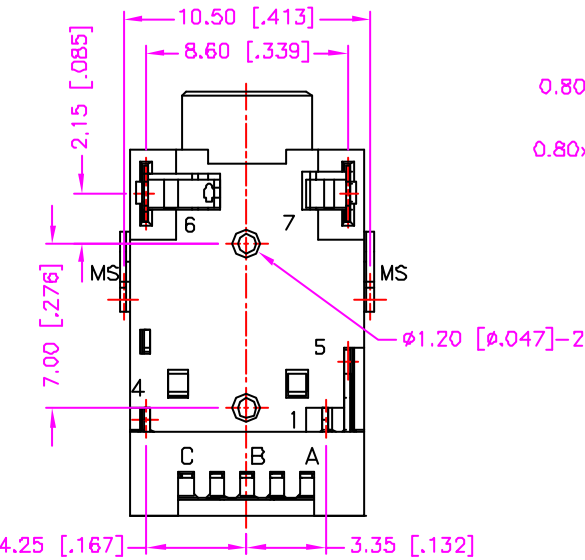
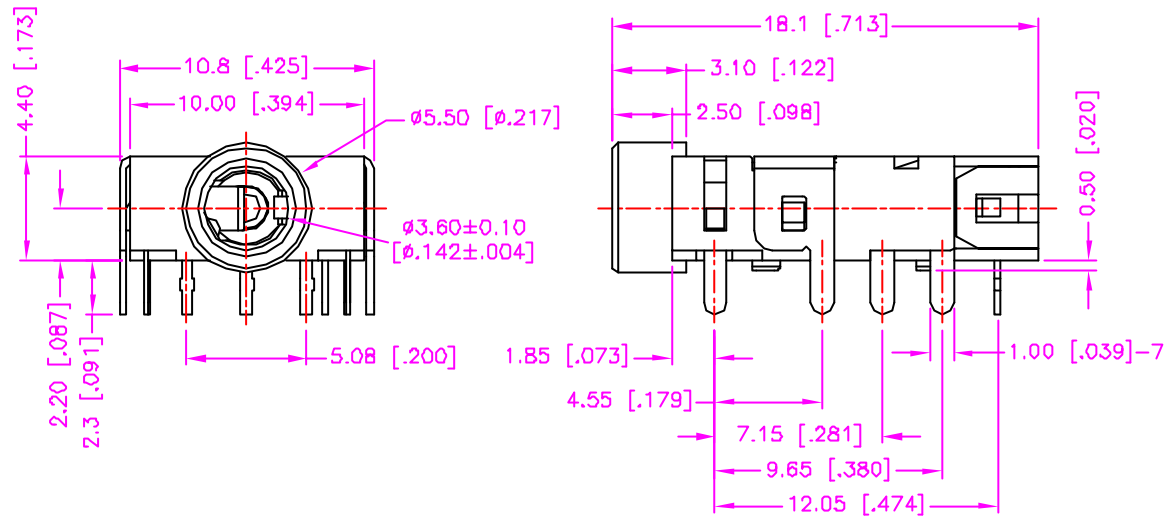


REV.	DESCRIPTION	DATE
A	RELEASE	Aug. 07, 2003
B	DRAW MODIFY	Jan. 29, 2004
C		



RECOMMEND P.C.B. LAYOUT
TOP VIEW

MATERIALS

1. HOUSING : POLYAMIDE (UL 94V-0), BLACK.
2. TERMINAL : COPPER ALLOY, GOLD PLATING.
3. SUPPORT : BRASS, NICKEL PLATING.
TIN PLATIN ON SOLDER TAIL.
4. DRIVE IC : COPPER ALLOY, TIN PLATING.

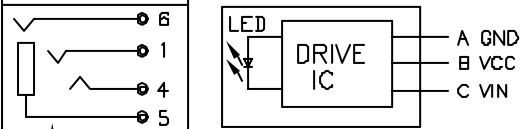
SPECIFICATION

1. CURRENT RATING : 1 AMP. MAX.
2. DIELECTRIC WITHSTANDING VOLTAGE :
500V AC R.M.S. FOR ONE MINUTE.
3. INSULATION RESISTANCE : 100M OHMS MIN.
AT 50V DC.
4. CONTACT RESISTANCE : 50m OHMS MAX.
5. OPERATING TEMPERATURE : -25°C TO +70°C
6. DURABILITY : 5000 CYCLES.
7. MATING FORCE : 0.4 ~ 3.0kgs.
8. UNMATING FORCE : 0.4 ~ 3.0kgs.

ORDER INFORMATION :

58-0201

SCHEMATIC



TOLERANCE .0=±0.30 [.012] .00=±0.20 [.008] .000=±.XXX .0000=±. ANG.=±3°	DRAWER <i>FUE</i> CHECK <i>Katherlin</i> APP'D <i>LION</i>	Astron WWW.ASTRON.COM.TW NAME FIBER OPTICS CONNECTOR Ø3.50mm EARPHONE JACK & FIBER OPTICS TRANSMITTER TYPE DRAW NO. C758-0201
UNITS : mm [inch]	PRODUCT SPEC. —	
SCALE NONE	SIZE A4	SHEET 1 OF 1
	REV. B	08005