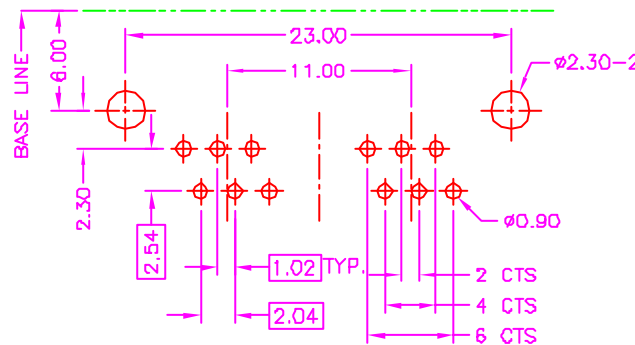
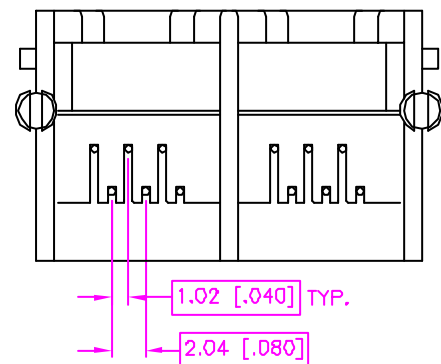
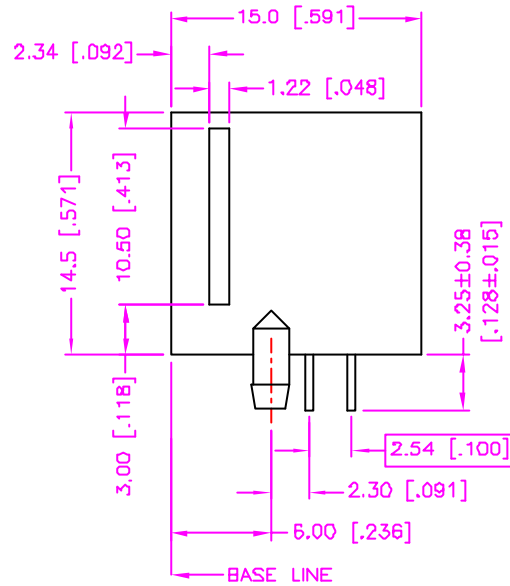
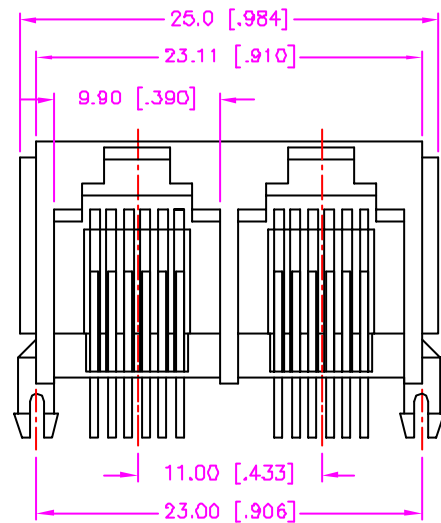


REV.	DESCRIPTION	DATE
—	RELEASE	Oct. 2, 2000
1	P/N MODIFY	Jun. 1, 2001
2		



RECOMMEND P.C.B. LAYOUT  
BOTTOM VIEW

**MATERIALS**

- HOUSING : P.B.T. (UL 94V-0).
- TERMINAL :  $\phi$ 0.45mm PHOSPHOR BRONZE.

**SPECIFICATION**

- CURRENT RATING : 1.5 AMP. MAX.
- DIELECTRIC WITHSTANDING VOLTAGE : 1000V AC R.M.S. FOR ONE MINUTE.
- INSULATION RESISTANCE : 500M OHMS MIN. AT 500V DC.
- CONTACT RESISTANCE : 30m OHMS MAX.
- OPERATING TEMPERATURE : -40°C TO +70°C.
- DURABILITY : 750 CYCLES.

**ORDER INFORMATION :**

17 - 31 01 - 2 \*\* \* - \* G  
 SERIES CODE | TYPE 01 | 2 PORTS | POSITION & CONTACT | HOUSING COLOR OPTIONS  
 62 : 6P2C | 64 : 6P4C | 66 : 6P6C | G : GRAY | BLANK : BLACK  
 \* : CONTACT PLATING OPTIONS  
 1 : GOLD FLASH  
 2 : .000010" GOLD  
 3 : .000015" GOLD  
 5 : .000030" GOLD  
 6 : .000050" GOLD  
 \* : GOLD PLATING ON SOLDER TAIL

TOLERANCE .0=±.0.30 [.012] .00=±0.20 [.008] .000=±.xxx .0000=±. ANG.=±3°	DRAWER <i>Katherine</i> CHECK <i>Sue</i> APP'D <i>Wiseby</i>	 <b>ASTRON TECHNOLOGY CORP.</b> NAME <b>MODULAR GANG JACK SIDE ENTRY, ALL PLASTIC</b>		
UNITS : mm [inch]	PRODUCT SPEC. 506-0014		DRAW NO. C564-3101	
SCALE NONE	SIZE A4	SHEET 1 OF 1	REV. B	08015