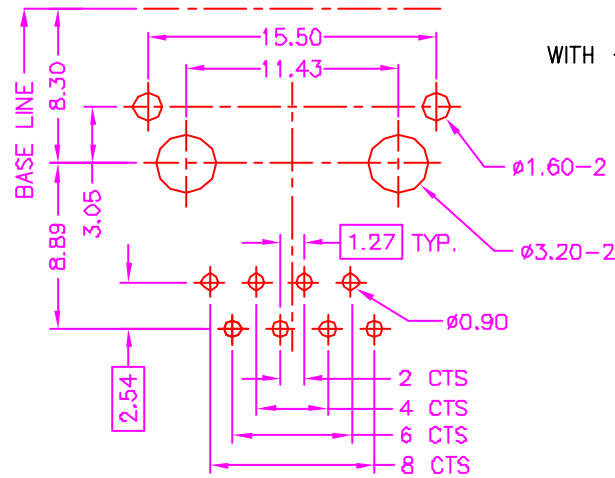
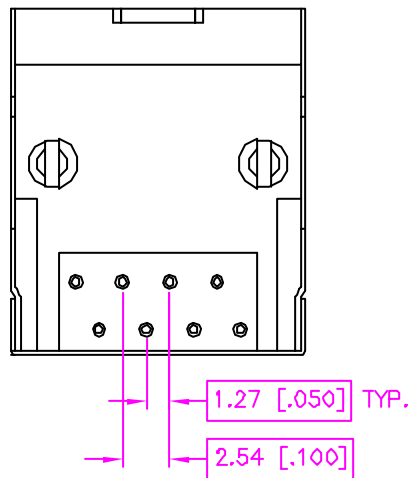
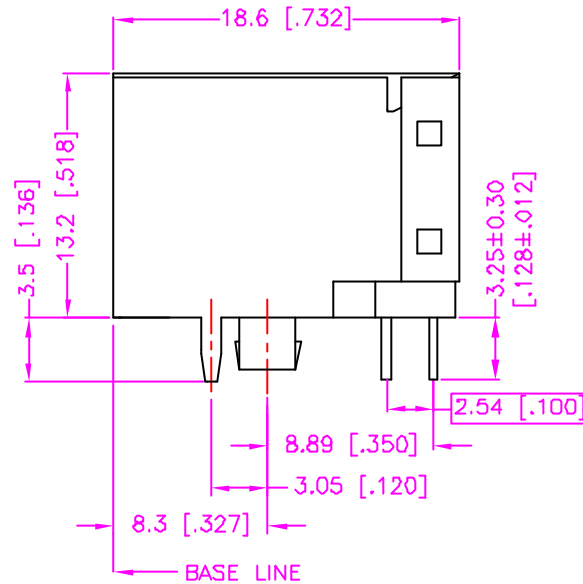
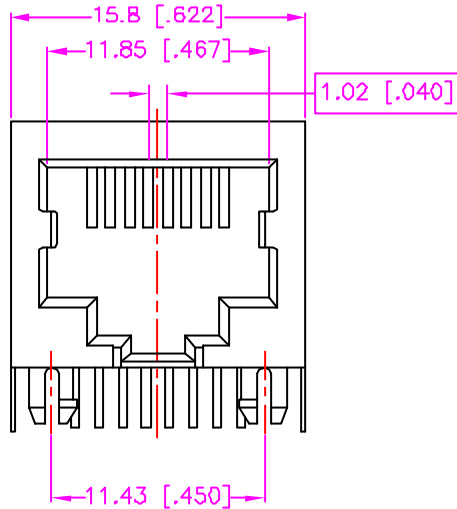


REV.	DESCRIPTION	DATE
—	RELEASE	Sep. 27, 2000
1	P/N MODIFY	Jun. 1, 2001
2		



RECOMMEND P.C.B. LAYOUT  
BOTTOM VIEW

### MATERIALS

- HOUSING : P.B.T. (UL 94V-0), BLACK.
- TERMINAL :  $\phi 0.45$ mm PHOSPHOR BRONZE.
- SHIELD : COPPER ALLOY, NICKEL PLATING. ( $t=0.25$ mm)

### SPECIFICATION

- CURRENT RATING : 1.5 AMP. MAX.
- DIELECTRIC WITHSTANDING VOLTAGE : 1000V AC R.M.S. FOR ONE MINUTE.
- INSULATION RESISTANCE : 500M OHMS MIN. AT 500V DC.
- CONTACT RESISTANCE : 30m OHMS MAX.
- OPERATING TEMPERATURE :  $-40^{\circ}\text{C}$  TO  $+70^{\circ}\text{C}$ .
- DURABILITY : 750 CYCLES.

### ORDER INFORMATION :

17 - 03 03 1 - \*\* - \* G  
 SERIES CODE | TYPE 03 | POSITION & CONTACT | GOLD PLATING ON SOLDER TAIL  
 WITH +3.05mm SHIELD TAB | CONTACT PLATING OPTIONS  
 1 : GOLD FLASH  
 2 : .000010" GOLD  
 3 : .000015" GOLD  
 5 : .000030" GOLD  
 82 : 8P2C  
 84 : 8P4C  
 86 : 8P6C  
 88 : 8P8C

TOLERANCE .0±.30 [.012] .00±.20 [.008] .000±.XXX .0000±. ANG.=±3°	DRAWER <i>rus</i> CHECK <i>Katharin</i> APP'D <i>WJ&amp;Y</i>	 <b>ASTRON TECHNOLOGY CORP.</b> NAME <b>MODULAR JACK SIDE ENTRY, METAL SHIELD</b>
 UNITS : mm [inch]	PRODUCT SPEC. — DRAW NO. <b>C564-0304</b>	
SCALE NDNE	SIZE A4	SHEET 1 OF 1
	REV. B	D8015