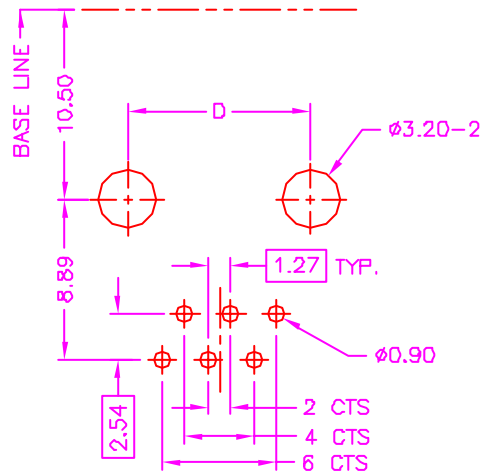
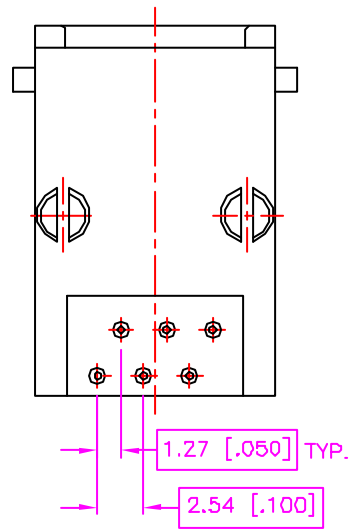
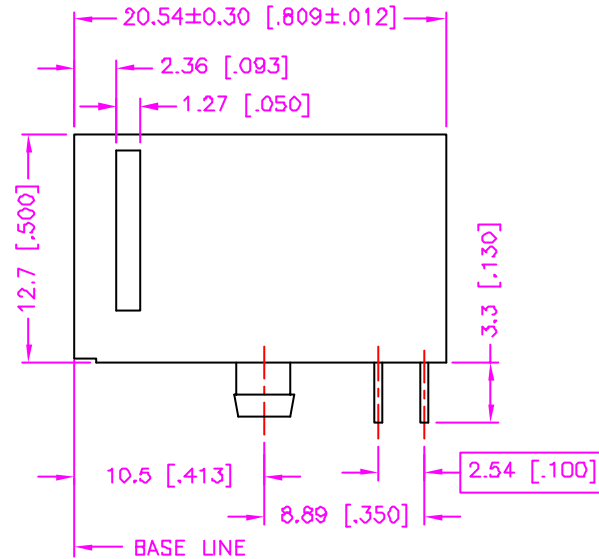
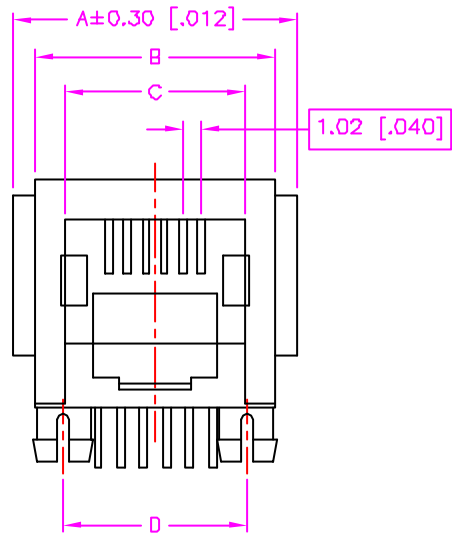


REV.	DESCRIPTION	DATE
—	RELEASE	Sep. 26, 2000
1		
2		



RECOMMEND P.C.B. LAYOUT
BOTTOM VIEW

MATERIALS

1. HOUSING : P.B.T. (UL 94V-0), BLACK.
2. TERMINAL : ϕ 0.45mm PHOSPHOR BRONZE.

SPECIFICATION

1. CURRENT RATING : 1.5 AMP. MAX.
2. DIELECTRIC WITHSTANDING VOLTAGE : 1000V AC R.M.S. FOR ONE MINUTE.
3. INSULATION RESISTANCE : 500M OHMS MIN. AT 500V DC.
4. CONTACT RESISTANCE : 30m OHMS MAX.
5. OPERATING TEMPERATURE : -40°C TO $+70^{\circ}\text{C}$.
6. DURABILITY : 750 CYCLES.

ORDER INFORMATION :

17 - 01 04 * - ** - * G

SERIES CODE | TYPE 04 | POSITION & CONTACT SEE TABLE | GOLD PLATING ON SOLDER TAIL | CONTACT PLATING OPTIONS

PANEL STOP OPTIONS
1 : WITHOUT PANEL STOP
2 : WITH PANEL STOP

CONTACT PLATING OPTIONS
1 : GOLD FLASH
2 : .000010" GOLD
3 : .000015" GOLD
5 : .000030" GOLD

NUMBER OF POSITIONS	NUMBER OF CONTACT	DIMENSIONS			
		A	B	C	D
4	2/4	13.80[.543]	11.20[.441]	7.85[.309]	7.62[.300]
6	2/4/6	15.80[.622]	13.20[.520]	9.90[.390]	10.16[.400]

TOLERANCE .0=±0.30 [0.012] .00=±0.20 [0.008] .000=±.xxx .0000=±. ANG.=±3'	DRAWER <i>WUB</i>	 Astron ASTRON TECHNOLOGY CORP.
UNITS : mm [inch]	CHECK <i>Katherling</i>	
SCALE NONE	SIZE A4	DRAW NO. C564-0105
SHEET 1 OF 1	REV. A	08015