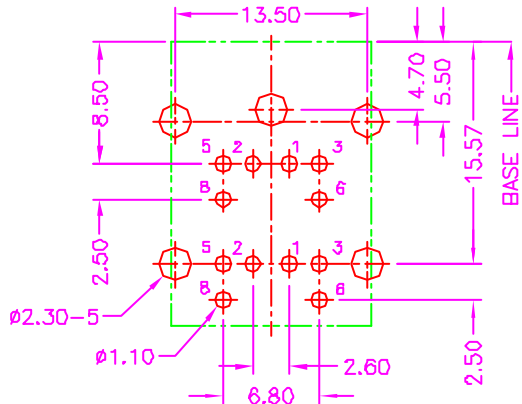
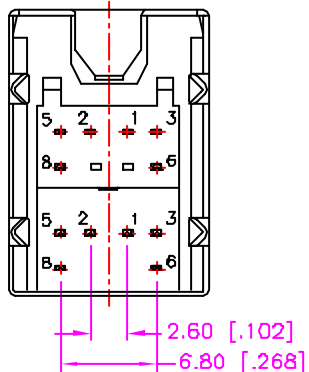
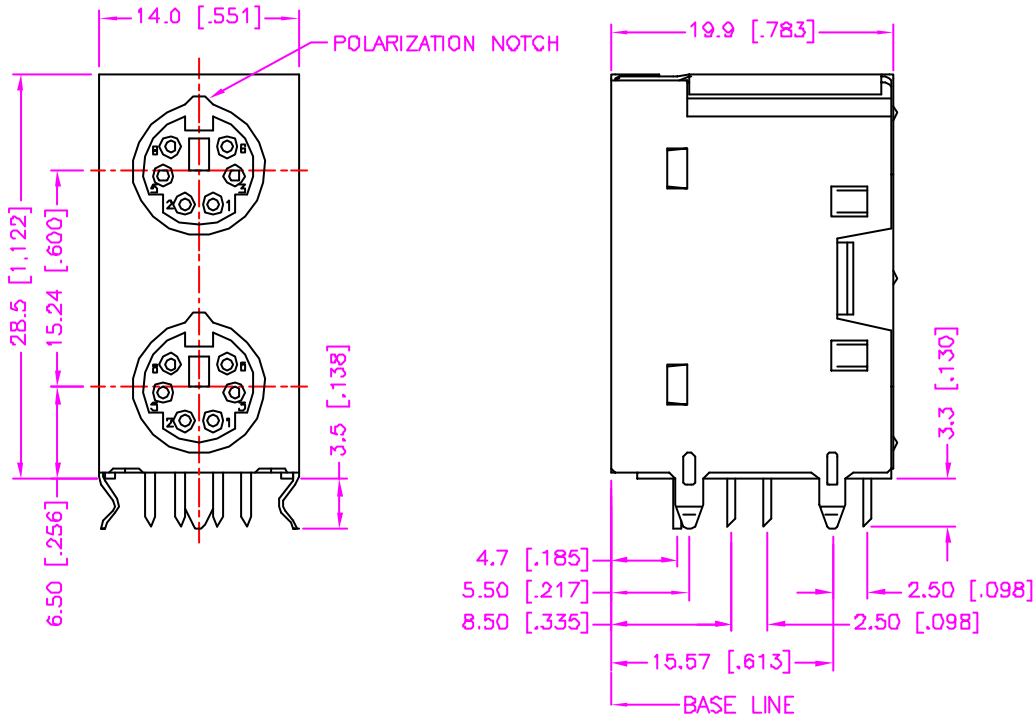


REV.	DESCRIPTION	DATE
—	RELEASE	Jun. 30, 2000
1		
2		



RECOMMEND P.C.B. LAYOUT  
BOTTOM VIEW

**MATERIALS**

- HOUSING : P.B.T. OR HI.-TEMP. PLASTIC (UL 94V-0), BLACK.
- TERMINAL : PHOSPHOR BRONZE, GOLD PLATING ON CONTACT AREA, TIN PLATING ON SOLDER TAIL.
- FRONT SHIELD : BRASS, TIN PLATING. (t=0.30mm)
- BACK SHIELD : BRASS, NICKEL PLATING. (t=0.30mm)

**SPECIFICATION**

- CURRENT RATING : 1 AMP. MAX.
- DIELECTRIC WITHSTANDING VOLTAGE : 500V AC R.M.S. FOR ONE MINUTE.
- INSULATION RESISTANCE : 100M OHMS MIN. AT 500V DC.
- CONTACT RESISTANCE : 30m OHMS MAX.
- OPERATING TEMPERATURE : -25°C TO +85°C.
- DURABILITY : 1000 CYCLES.
- MATING FORCE : 0.5 ~ 4.5kgs.
- UNMATING FORCE : 0.5 ~ 4.5kgs.
- MAX. PROCESSING TEMP. : 230°C FOR 30 ~ 60 SECONDS. (HI.-TEMP. PLASTIC)

**ORDER INFORMATION**

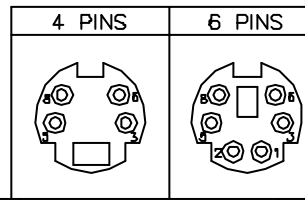
13 - 2202 \* - \*\* - \* T

SERIES CODE: 13 - 2202

HOUSING OPTIONS: \* - \*\* (BLANK : P.B.T., H : HI.-TEMP. PLASTIC)

CONTACT PLATING OPTIONS: \* T (1 : GOLD FLASH, 2 : .000010" GOLD, 3 : .000015" GOLD, 5 : .000030" GOLD)

NUMBER OF POSITION (TOP/BOTTOM): - \* T



TOLERANCE .0±.30 [.012] .00±.20 [.008] .000±.XXX .0000±. ANG.=±3°		DRAWER <i>Katherlin</i>	 ASTRON TECHNOLOGY CORP.
UNITS : mm [inch]		CHECK <i>Sue</i>	
SCALE NONE SIZE A4		APP'D <i>Wisely</i>	NAME STACKED MINI. CIRCULAR DIN P.C.B. MOUNT RIGHT ANGLE, FEMALE FULL METAL SHIELD, WITH NOTCH
SHEET 1 OF 1 REV. A		PRODUCT SPEC. 503-0008	DRAW NO. C539-0201
			08005