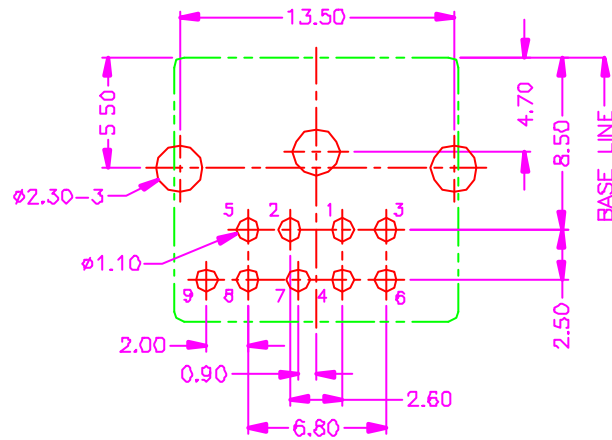
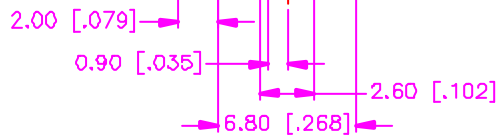
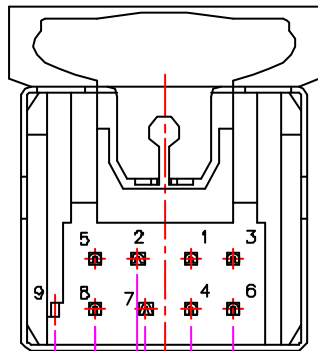
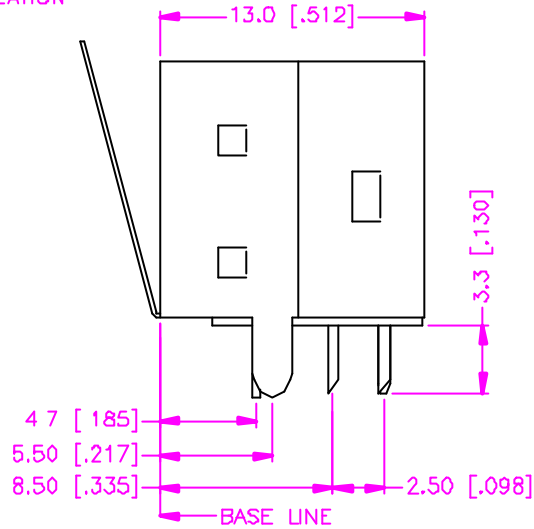
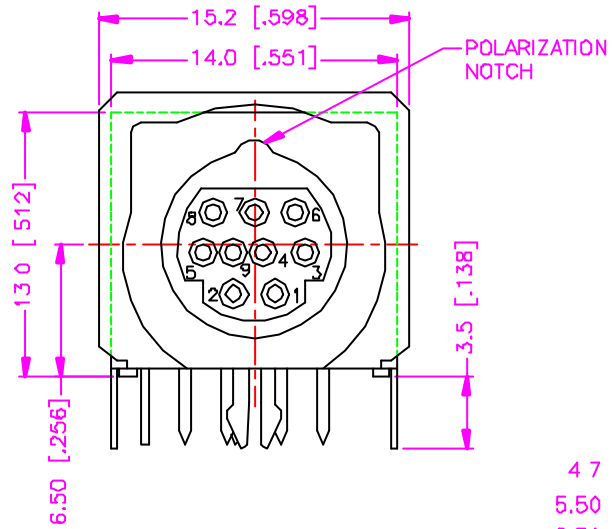
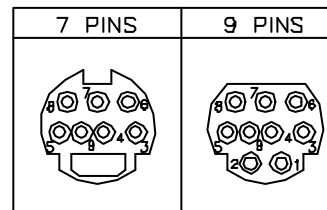


REV.	DESCRIPTION	DATE
—	RELEASE	Jun. 29, 2000
1	DRAW MODIFY	Apr. 25, 2002
2		



RECOMMEND P.C.B. LAYOUT
BOTTOM VIEW



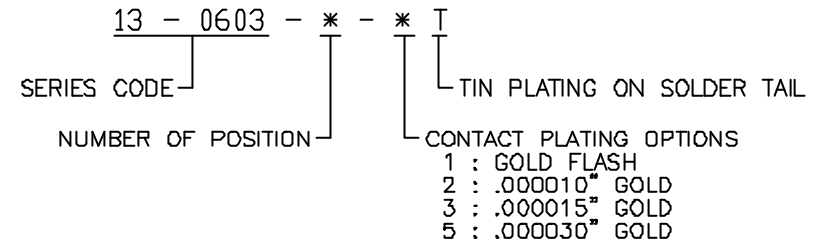
MATERIALS

- HOUSING : P.B.T. (UL 94V-0), BLACK.
- TERMINAL : PHOSPHOR BRONZE, GOLD PLATING ON CONTACT AREA, TIN PLATING ON SOLDER TAIL.
- TERMINAL(#9) : PHOSPHOR BRONZE, TIN PLATING.
- SHIELD : BRASS, TIN PLATING. (t=0.30mm)
- SPRING : STAINLESS STEEL. (t=0.20mm)

SPECIFICATION

- CURRENT RATING : 1 AMP. MAX.
- DIELECTRIC WITHSTANDING VOLTAGE : 500V AC R.M.S. FOR ONE MINUTE.
- INSULATION RESISTANCE : 100M OHMS MIN. AT 500V DC.
- CONTACT RESISTANCE : 30m OHMS MAX.
- OPERATING TEMPERATURE : -25°C TO +85°C.
- DURABILITY : 1000 CYCLES.
- MATING FORCE : 0.5 ~ 4.5kgs.
- UNMATING FORCE : 0.5 ~ 4.5kgs.

ORDER INFORMATION



TOLERANCE .0=±.30 [.012] .00=±.20 [.008] .000=± XXX .0000=±. ANG.=±3°	DRAWER <i>Katherlin</i>	 ASTRON TECHNOLOGY CORP.
	CHECK <i>SUS</i>	
UNITS : mm [inch]	APP'D <i>WSPELY</i>	DRAW NO. C536-0301
	PRODUCT SPEC. — 522-0056 522-0057	SCALE NONE SIZE A4 SHEET 1 OF 1 REV. B