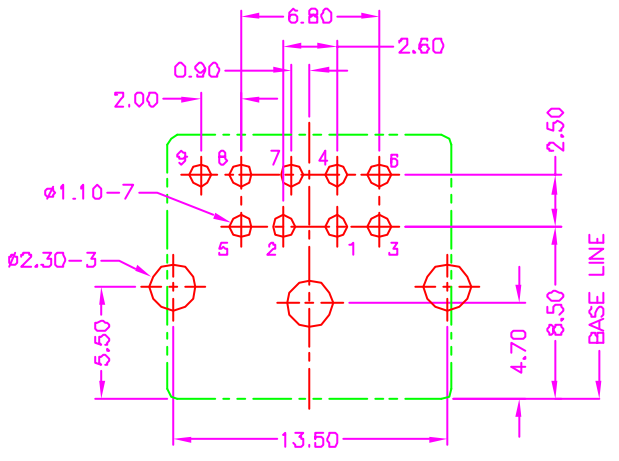
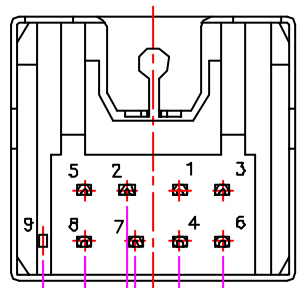
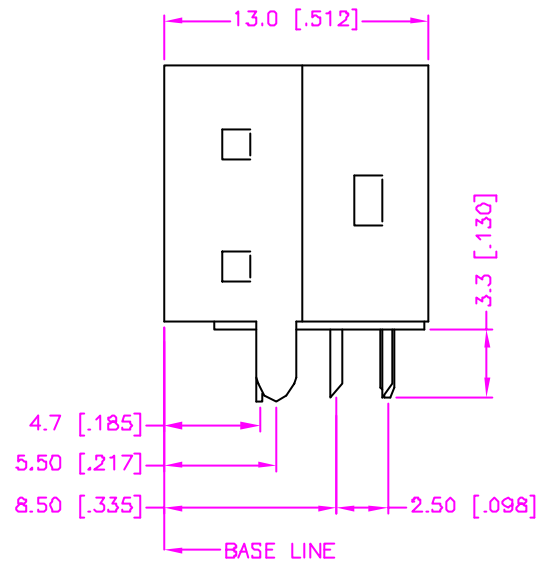
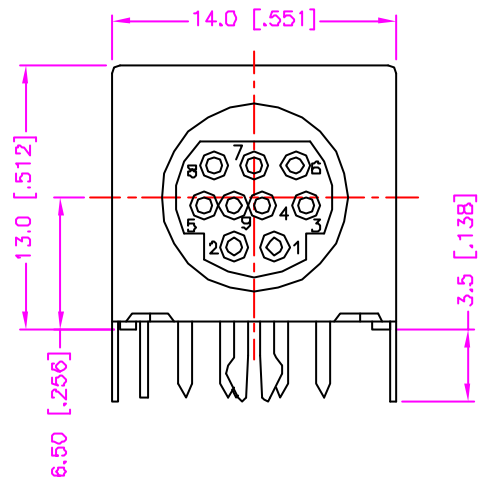
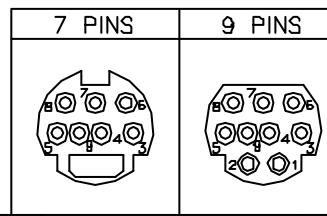


REV.	DESCRIPTION	DATE
—	RELEASE	Nov. 20, 2000
1	DRAW MODIFY	Mar. 30, 2001
2	DRAW MODIFY	Jan. 02, 2003



RECOMMEND P.C.B. LAYOUT
TOP VIEW



MATERIALS

1. HOUSING : POLYESTER (UL 94V-0), BLACK.
2. TERMINAL : PHOSPHOR BRONZE, GOLD PLATING ON CONTACT AREA, TIN PLATING ON SOLDER TAIL.
3. TERMINAL(#9) : PHOSPHOR BRONZE, TIN PLATING.
4. SHIELD : BRASS, TIN PLATING. (t=0.30mm)

SPECIFICATION

1. CURRENT RATING : 1 AMP. MAX.
2. DIELECTRIC WITHSTANDING VOLTAGE : 500V AC R.M.S. FOR ONE MINUTE.
3. INSULATION RESISTANCE : 100M OHMS MIN. AT 500V DC.
4. CONTACT RESISTANCE : 30m OHMS MAX.
5. OPERATING TEMPERATURE : -25°C TO +85°C.
6. DURABILITY : 1000 CYCLES.
7. MATING FORCE : 0.5 ~ 4.5kgs.
8. UNMATING FORCE : 0.5 ~ 4.5kgs.

ORDER INFORMATION

13 - 0509 - * - * T

SERIES CODE | NUMBER OF POSITION | CONTACT PLATING OPTIONS

TIN PLATING ON SOLDER TAIL

CONTACT PLATING OPTIONS
 1 : GOLD FLASH
 2 : .000010" GOLD
 3 : .000015" GOLD
 5 : .000030" GOLD

TOLERANCE
.0=±.30 [.012]
.00=±.20 [.008]
.000=±.XXX
.0000=±.
ANG.=±3°

DRAWER
ZYON
CHECK
Katherine
APP'D
JUE
PRODUCT SPEC.
—

Astron	
ASTRON TECHNOLOGY CORP.	
NAME	MINI. CIRCULAR DIN P.C.B. MOUNT RIGHT ANGLE FULL METAL SHIELD, FEMALE WITH GEO-PORT
DRAW NO.	C535-0901
DRAW NO.	08005/10004

UNITS : mm [inch]
SCALE NONE
SIZE A4
SHEET 1 OF 1
REV. C