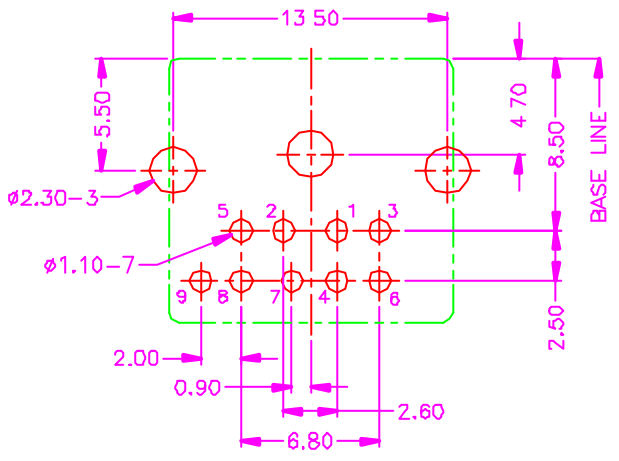
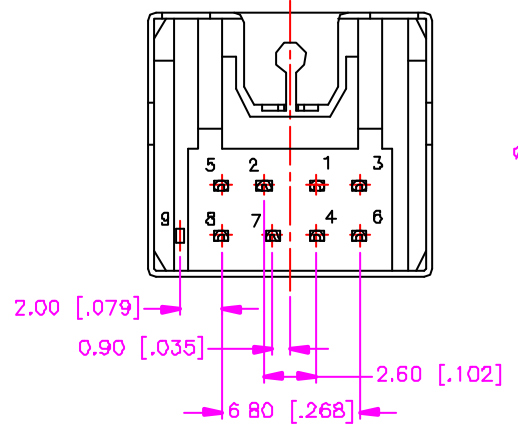
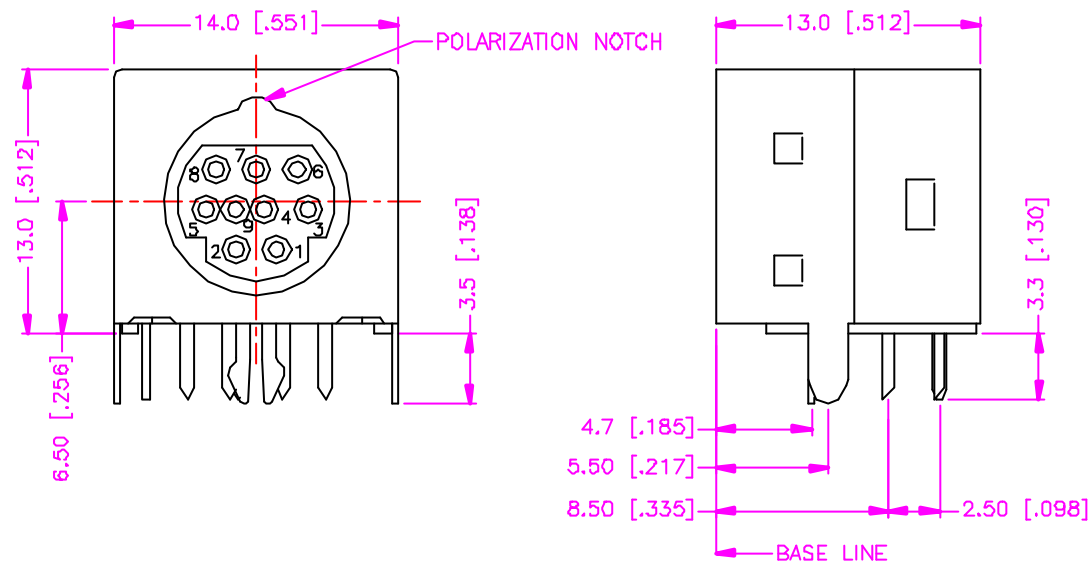
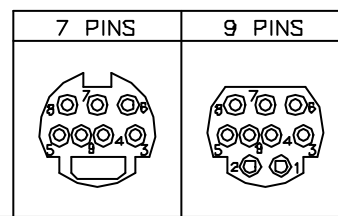


REV.	DESCRIPTION	DATE
—	RELEASE	Jun. 30, 2000
1	DRAW MODIFY	Mar. 30, 2001
2	P/N MODIFY	Apr 12, 2002



RECOMMEND P.C.B LAYOUT  
BOTTOM VIEW



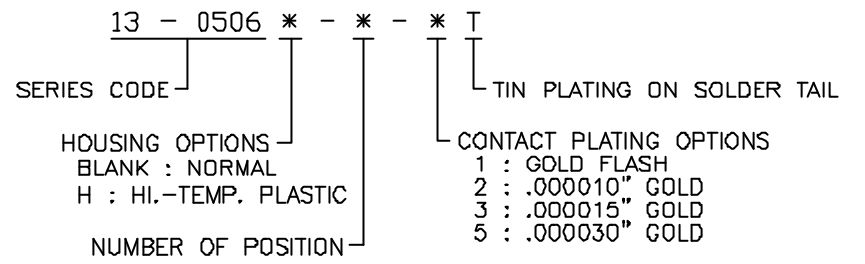
### MATERIALS

1. HOUSING : THERMOPLASTIC (UL 94V-0), BLACK.
2. TERMINAL : PHOSPHOR BRONZE, GOLD PLATING ON CONTACT AREA, TIN PLATING ON SOLDER TAIL.
3. TERMINAL(#9) : PHOSPHOR BRONZE, TIN PLATING.
4. SHIELD : BRASS, TIN PLATING. (t=0.30mm)

### SPECIFICATION

1. CURRENT RATING : 1 AMP. MAX.
2. DIELECTRIC WITHSTANDING VOLTAGE : 500V AC R.M.S. FOR ONE MINUTE.
3. INSULATION RESISTANCE : 100M OHMS MIN. AT 500V DC.
4. CONTACT RESISTANCE : 30m OHMS MAX.
5. OPERATING TEMPERATURE : -25°C TO +85°C
6. DURABILITY : 1000 CYCLES.
7. MATING FORCE : 0.5 ~ 4.5kgs.
8. UNMATING FORCE : 0.5 ~ 4.5kgs.
9. MAX. PROCESSING TEMPERATURE : 230°C FOR 30 ~ 60 SECONDS. (HI.-TEMP. PLASTIC)

### ORDER INFORMATION



TOLERANCE .0=±.30 [.012] .00=±.20 [.008] .000=± XXX .0000=±. ANG.=±3°	DRAWER <i>PUB</i> CHECK <i>Katherine</i> APP'D <i>Windy</i>	 <b>ASTRON TECHNOLOGY CORP</b> NAME MINI. CIRCULAR DIN P.C.B MOUNT RIGHT ANGLE FULL METAL SHIELD, FEMALE WITH NOTCH & GEO-PORT		
 UNITS : mm [inch]	PRODUCT SPEC — 522-0040		DRAW NO. C535-0601	
SCALE NONE	SIZE A4	SHEET 1 OF 1	REV C	080D5