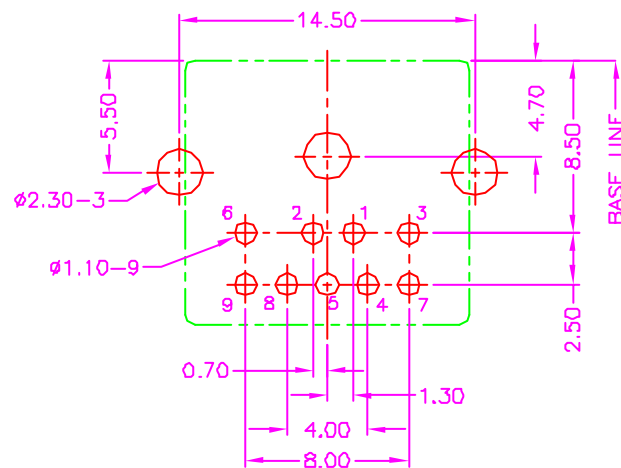
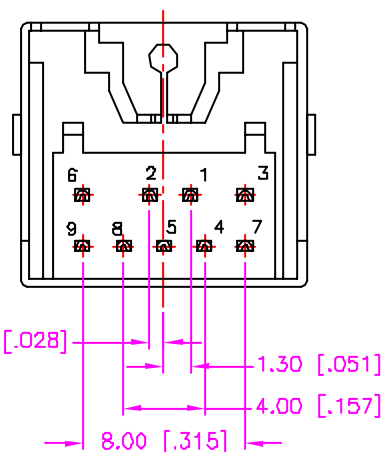
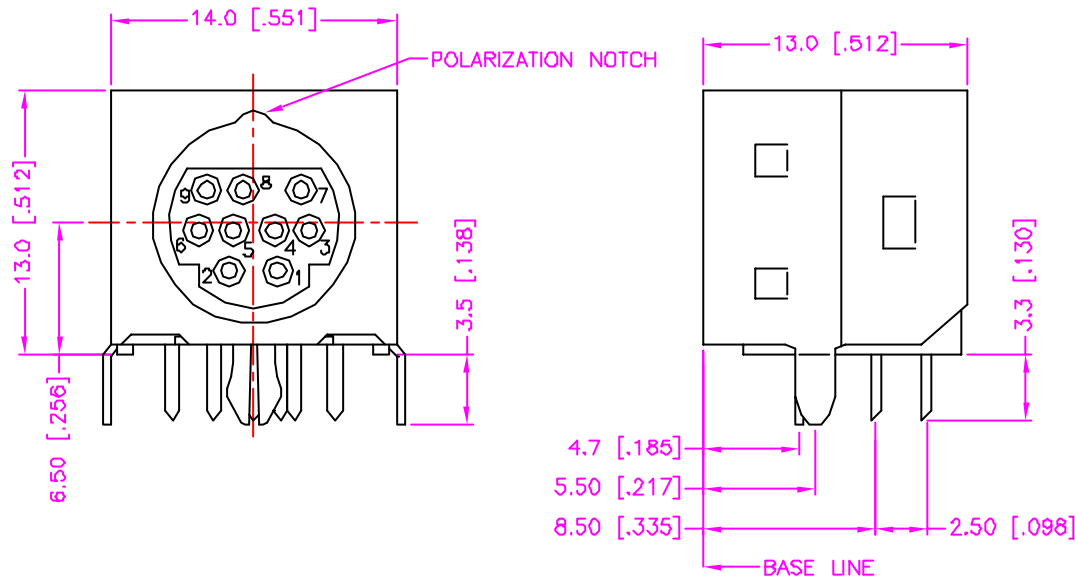


REV.	DESCRIPTION	DATE
—	RELEASE	Jun. 30, 2000
1		
2		



RECOMMEND P.C.B. LAYOUT
BOTTOM VIEW

MATERIALS

1. HOUSING : P.B.T. (UL 94V-0), BLACK.
2. TERMINAL : PHOSPHOR BRONZE, GOLD PLATING ON CONTACT AREA, TIN PLATING ON SOLDER TAIL.
3. SHIELD : BRASS, TIN PLATING. (t=0.30mm)

SPECIFICATION

1. CURRENT RATING : 1 AMP. MAX.
2. DIELECTRIC WITHSTANDING VOLTAGE : 500V AC R.M.S. FOR ONE MINUTE.
3. INSULATION RESISTANCE : 100M OHMS MIN. AT 500V DC.
4. CONTACT RESISTANCE : 30m OHMS MAX.
5. OPERATING TEMPERATURE : -25°C TO +85°C.
6. DURABILITY : 1000 CYCLES.
7. MATING FORCE : 0.5 ~ 4.5kgs.
8. UNMATING FORCE : 0.5 ~ 4.5kgs.



ORDER INFORMATION

13 - 0505 - 9 - * T

SERIES CODE — TIN PLATING ON SOLDER TAIL

NUMBER OF POSITION — CONTACT PLATING OPTIONS

1 : GOLD FLASH
2 : .000010" GOLD
3 : .000015" GOLD
5 : .000030" GOLD

TOLERANCE .0=±.30 [.012] .00=±.20 [.008] .000=±.XXX .0000=±. ANG.=±3°	DRAWER <i>Katherlin</i> CHECK <i>Sue</i> APP'D <i>Wisely</i>	 ASTRON TECHNOLOGY CORP. NAME MINI. CIRCULAR DIN P.C.B. MOUNT RIGHT ANGLE FULL METAL SHIELD, FEMALE WITH NOTCH
 UNITS : mm [inch] 522-0041 SCALE NONE SIZE A4 SHEET 1 OF 1 REV. A DRAW NO. C535-0502 08005		