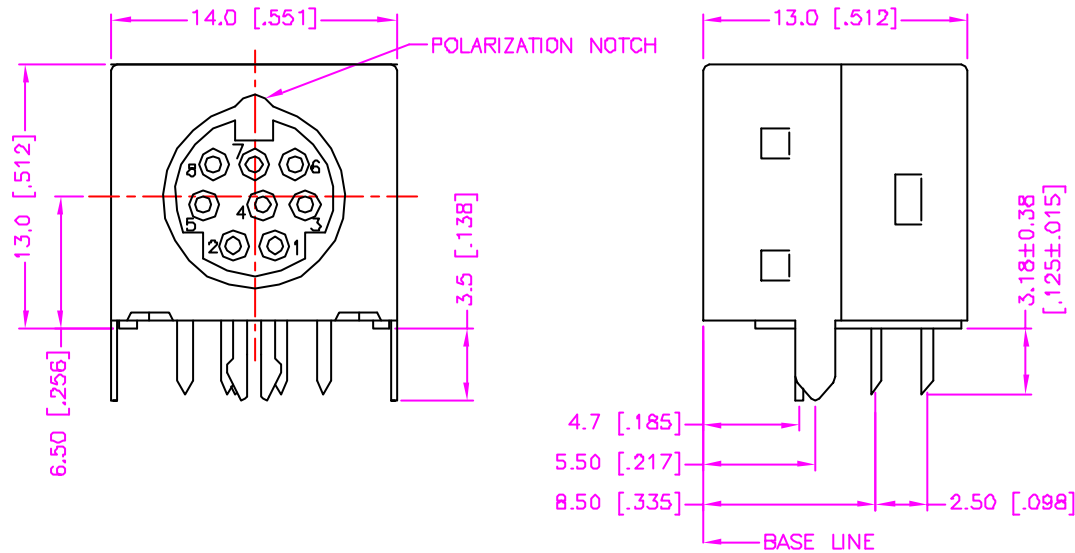


REV.	DESCRIPTION	DATE
—	RELEASE	Jun. 30, 2000
1	DRAW MODIFY	Nov. 13, 2003
2		



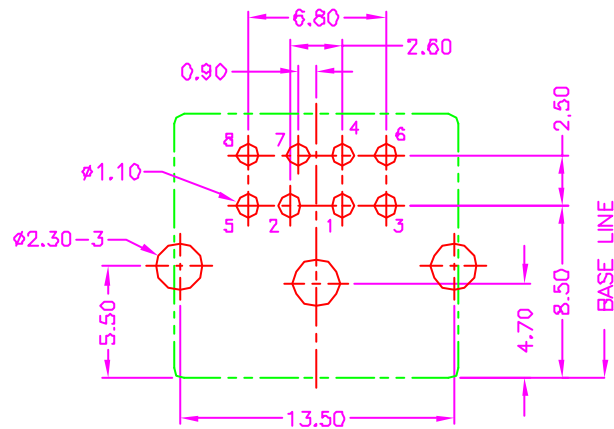
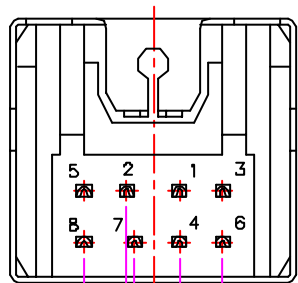
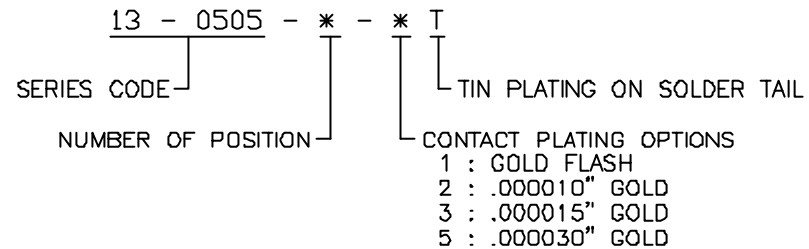
MATERIALS

1. HOUSING : POLYESTER (UL 94V-0), BLACK.
2. TERMINAL : PHOSPHOR BRONZE.
3. SHIELD : BRASS, TIN PLATING. (t=0.30mm)

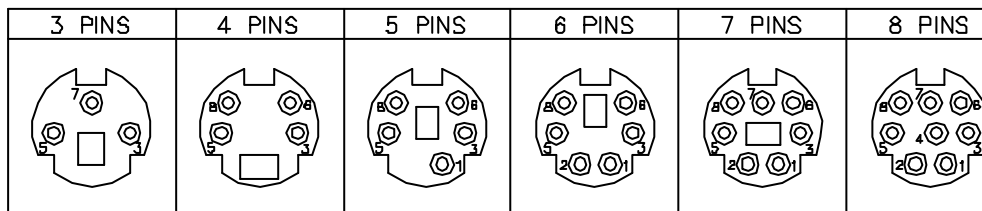
SPECIFICATION

1. CURRENT RATING : 1 AMP. MAX.
2. DIELECTRIC WITHSTANDING VOLTAGE : 500V AC R.M.S. FOR ONE MINUTE.
3. INSULATION RESISTANCE : 100M OHMS MIN. AT 500V DC.
4. CONTACT RESISTANCE : 30m OHMS MAX.
5. OPERATING TEMPERATURE : -25°C TO +85°C.
6. DURABILITY : 1000 CYCLES.
7. MATING FORCE : 0.5 ~ 4.5kgs.
8. UNMATING FORCE : 0.5 ~ 4.5kgs.

ORDER INFORMATION



RECOMMEND P.C.B. LAYOUT TOP VIEW



TOLERANCE .0±.30 [.012] .00±.20 [.008] .000±.XXX .0000±. ANG.=±3°		DRAWER <i>FUS</i>	Astron ASTRON TECHNOLOGY CORP.
UNITS : mm [inch]		CHECK <i>Katharin</i>	
SCALE NONE	SIZE A4	APP'D <i>LFON</i>	NAME MINI. CIRCULAR DIN P.C.B. MOUNT RIGHT ANGLE FULL METAL SHIELD, FEMALE WITH NOTCH
SHEET 1 OF 1	REV. B	PRODUCT SPEC. —	DRAW NO. C535-0501
			08005