

REV.	DESCRIPTION	DATE
—	RELEASE	Jun. 30, 2000
1		
2		

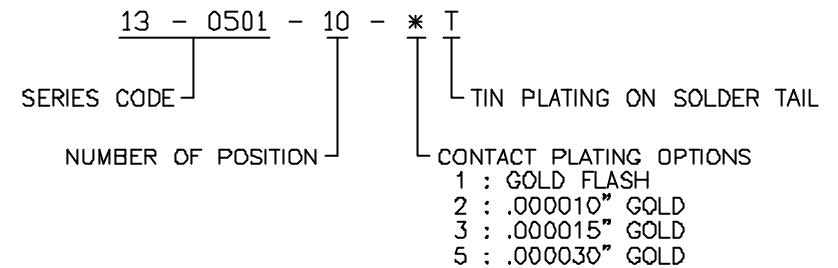
MATERIALS



1. HOUSING : P.B.T. (UL 94V-0), BLACK.
2. TERMINAL : PHOSPHOR BRONZE, GOLD PLATING ON CONTACT AREA, TIN PLATING ON SOLDER TAIL.
3. SHIELD : BRASS, TIN PLATING (t=0.30mm)

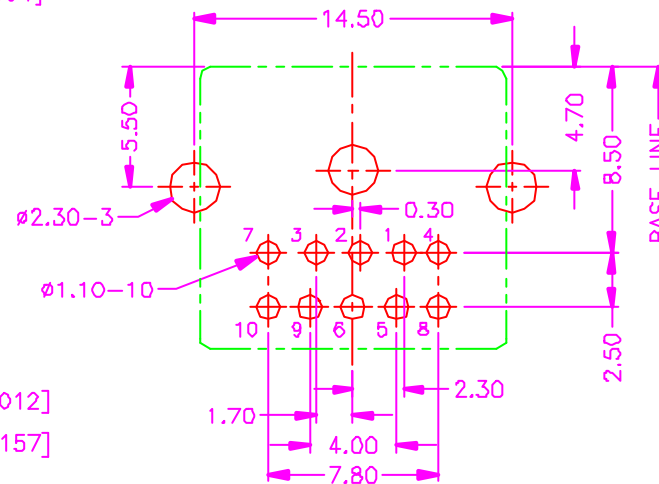
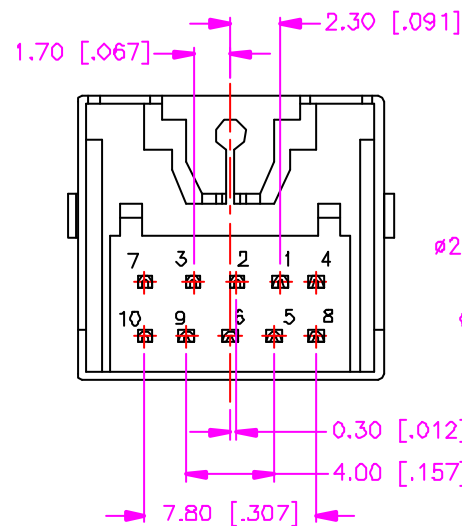
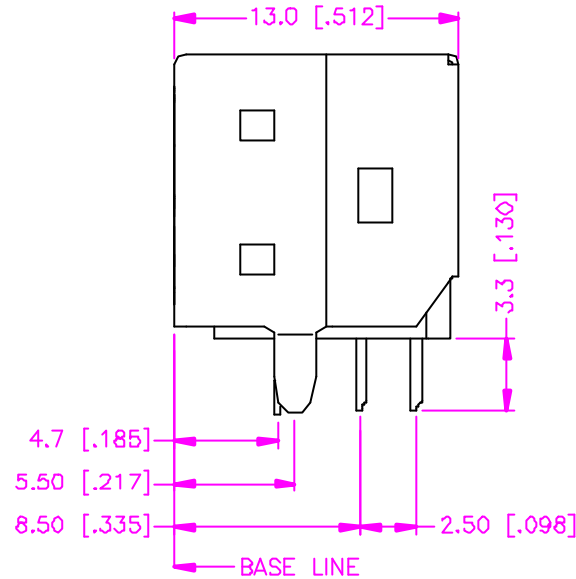
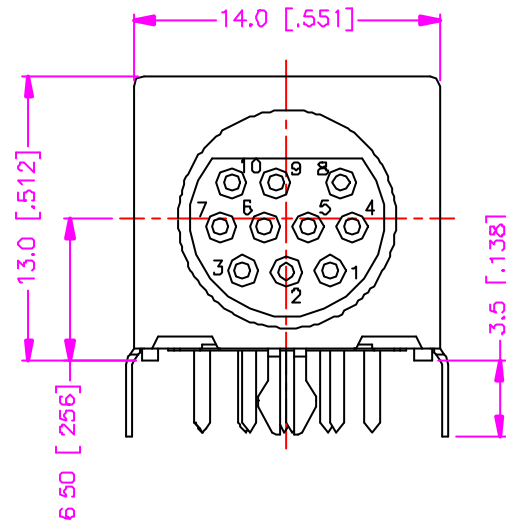
SPECIFICATION

1. CURRENT RATING : 1 AMP. MAX.
2. DIELECTRIC WITHSTANDING VOLTAGE : 500V AC R.M.S. FOR ONE MINUTE.
3. INSULATION RESISTANCE : 100M OHMS MIN. AT 500V DC.
4. CONTACT RESISTANCE : 30m OHMS MAX.
5. OPERATING TEMPERATURE : -25°C TO +85°C.
6. DURABILITY : 1000 CYCLES.
7. MATING FORCE : 0.5 ~ 4.5kgs.
8. UNMATING FORCE : 0.5 ~ 4.5kgs.

ORDER INFORMATION



TOLERANCE .0=±.30 [.012] .00=±.20 [.008] .000=± XXX .0000=±. ANG.=±3°	DRAWER <i>Katherlin</i> CHECK <i>Sue</i> APP'D <i>Wisely</i>	 ASTRON TECHNOLOGY CORP. NAME MINI. CIRCULAR DIN P.C.B. MOUNT RIGHT ANGLE FULL METAL SHIELD, FEMALE		
 UNITS : mm [inch]	PRODUCT SPEC — 522-0044		DRAW NO. C535-0103	
SCALE NONE	SIZE A4	SHEET 1 OF 1	REV A	OB005



RECOMMEND P.C.B. LAYOUT
BOTTOM VIEW