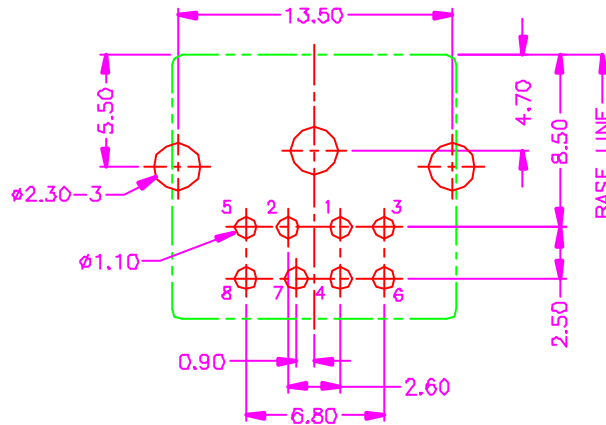
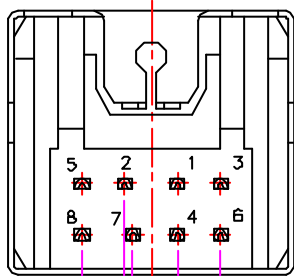
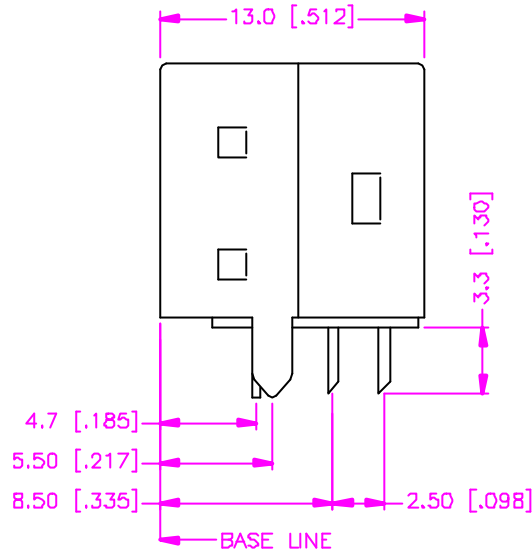
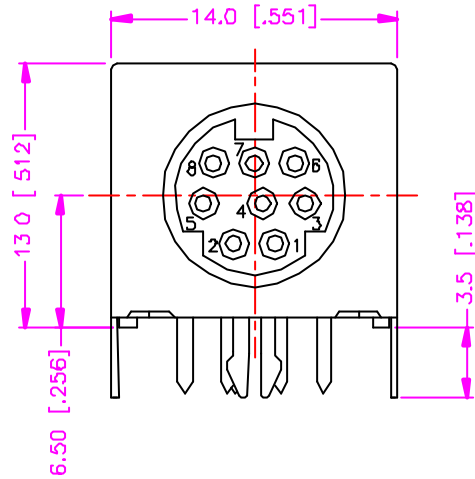


REV.	DESCRIPTION	DATE
—	RELEASE	Jun. 30, 2000
1	P/N MODIFY	Oct 25, 2001
2		



RECOMMEND P.C.B. LAYOUT  
BOTTOM VIEW

### MATERIALS

1. HOUSING : P.B.T. (UL 94V-0).
2. TERMINAL : PHOSPHOR BRONZE, GOLD PLATING ON CONTACT AREA, TIN PLATING ON SOLDER TAIL.
3. SHIELD : BRASS, TIN PLATING. (t=0.30mm)

### SPECIFICATION

1. CURRENT RATING : 1 AMP. MAX.
2. DIELECTRIC WITHSTANDING VOLTAGE : 500V AC R.M.S. FOR ONE MINUTE.
3. INSULATION RESISTANCE : 100M OHMS MIN. AT 500V DC.
4. CONTACT RESISTANCE : 30m OHMS MAX.
5. OPERATING TEMPERATURE : -25°C TO +85°C.
6. DURABILITY : 1000 CYCLES.
7. MATING FORCE : 0.5 ~ 4.5kgs.
8. UNMATING FORCE : 0.5 ~ 4.5kgs.

### ORDER INFORMATION

13 - 0501 - \* \* - \* T

SERIES CODE

NUMBER OF POSITIONS

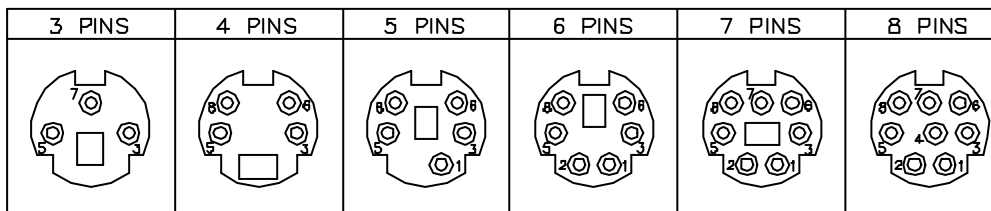
HOUSING COLOR OPTIONS

BLANK : BLACK (STANDARD)  
S1 : PANTONE PURPLE 2715C  
S2 : PANTONE GREEN 3395C

TIN PLATING ON SOLDER TAIL

CONTACT PLATING OPTIONS

- 1 . GOLD FLASH
- 2 : .000010" GOLD
- 3 : .000015" GOLD
- 5 : .000030" GOLD



TOLERANCE .0=±.30 [.012] 00=±.20 [.008] 000=±.XXX 0000=±. ANG.=±3°	DRAWER <i>Katherlin</i> CHECK <i>SUB</i> APP'D <i>ALBT</i>	 <b>ASTRON TECHNOLOGY CORP.</b> NAME MINI. CIRCULAR DIN P.C.B. MOUNT RIGHT ANGLE FULL METAL SHIELD, FEMALE		
 UNITS : mm [inch]	PRODUCT SPEC. 522-0009 522-0038			
SCALE NONE	SIZE A4	SHEET 1 OF 1	REV. 08005	DRAW NO. C535-0101