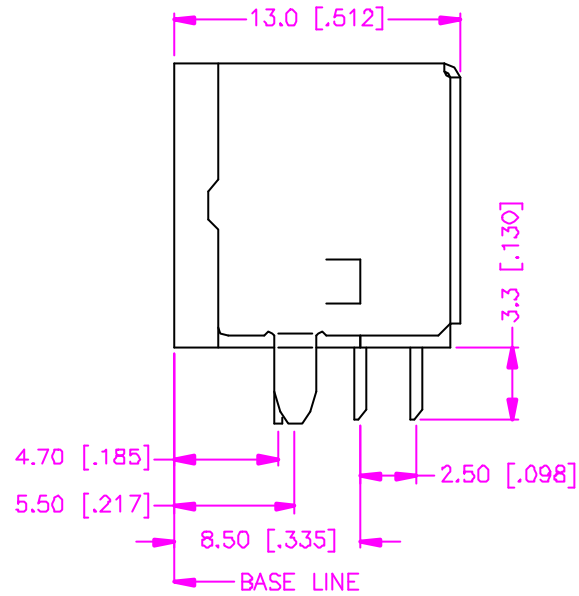
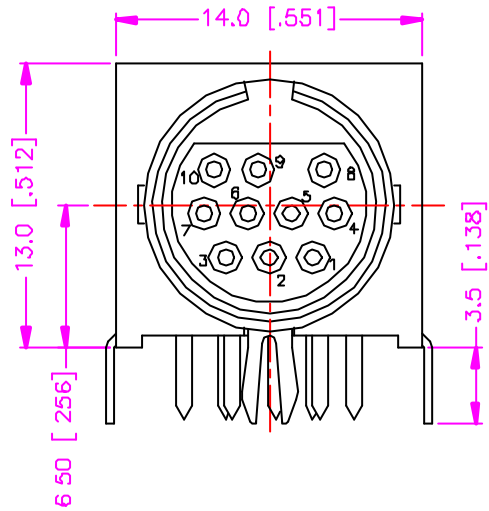


REV.	DESCRIPTION	DATE
—	RELEASE	Jun. 29, 2000
1		
2		



### MATERIALS

1. HOUSING : P.B.T. (UL 94V-0), BLACK.
2. TERMINAL : PHOSPHOR BRONZE, GOLD PLATING ON CONTACT AREA, TIN PLATING ON SOLDER TAIL.
3. CENTER GROUNDING : BRASS, TIN PLATING. (t=0.40mm)
4. SHIELD : SPCC, TIN PLATING. (t=0.40mm)

### SPECIFICATION

- 1 CURRENT RATING : 1 AMP. MAX.
- 2 DIELECTRIC WITHSTANDING VOLTAGE : 500V AC R.M.S. FOR ONE MINUTE.
3. INSULATION RESISTANCE : 100M OHMS MIN. AT 500V DC
4. CONTACT RESISTANCE : 30m OHMS MAX.
5. OPERATING TEMPERATURE : -25°C TO +85°C.
- 6 DURABILITY : 1000 CYCLES.
- 7 MATING FORCE : 0.5 ~ 4.5kgs.
8. UNMATING FORCE : 0.5 ~ 4.5kgs.

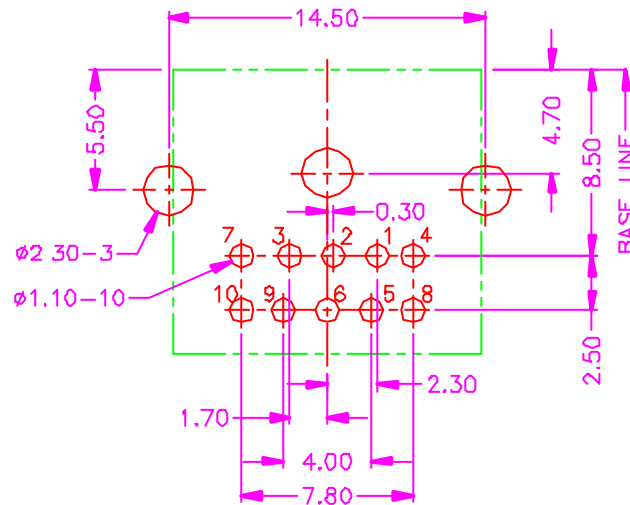
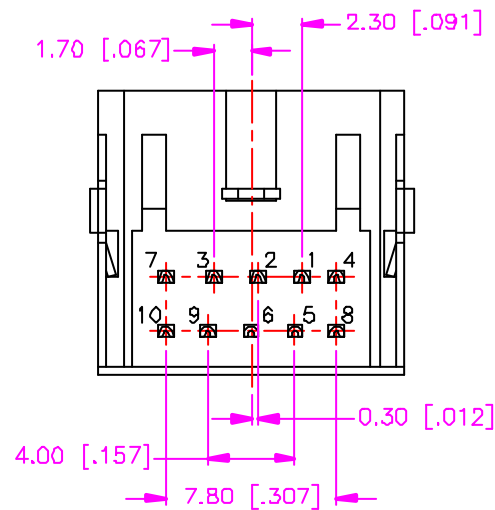
### ORDER INFORMATION

13 - 0401 - 10 - \* T

SERIES CODE | NUMBER OF POSITION | TIN PLATING ON SOLDER TAIL

CONTACT PLATING OPTIONS

- 1 : GOLD FLASH
- 2 : .000010" GOLD
- 3 : .000015" GOLD
- 5 : .000030" GOLD



RECOMMEND P.C.B. LAYOUT  
BOTTOM VIEW

TOLERANCE .0=±.30 [.012] .00=±.20 [.008] .000=± XXX .0000=± ANG.=±3°	DRAWER <i>Katherlin</i> CHECK <i>Suo</i> APP'D <i>Wisely</i>	 ASTRON TECHNOLOGY CORP. NAME MINI. CIRCULAR DIN P.C.B. MOUNT RIGHT ANGLE 4 SIDE METAL SHIELD, FEMALE
UNITS : mm [inch]	PRODUCT SPEC 522-0045	
SCALE NONE	SIZE A4	DRAW NO. C534-0103
SHEET 1 OF 1	REV A	OB005