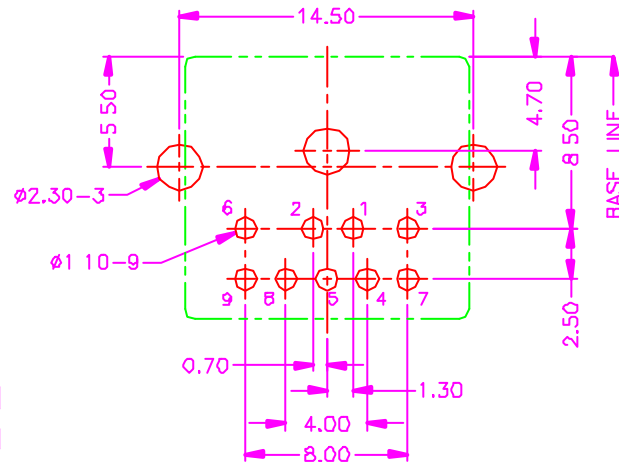
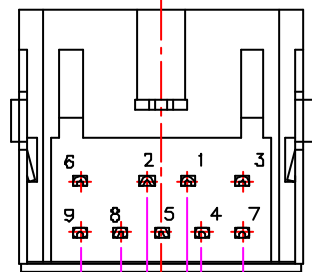
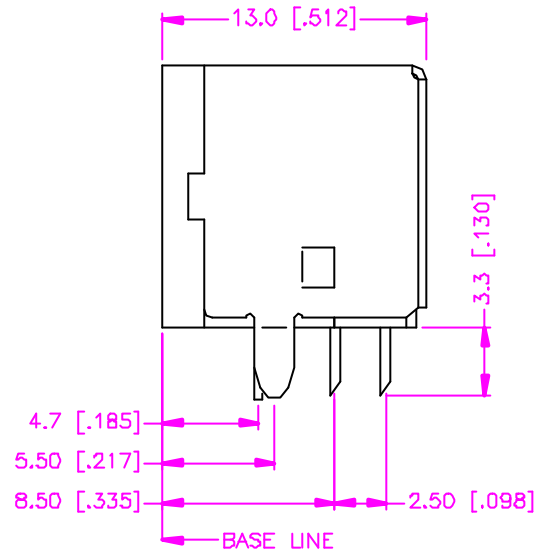
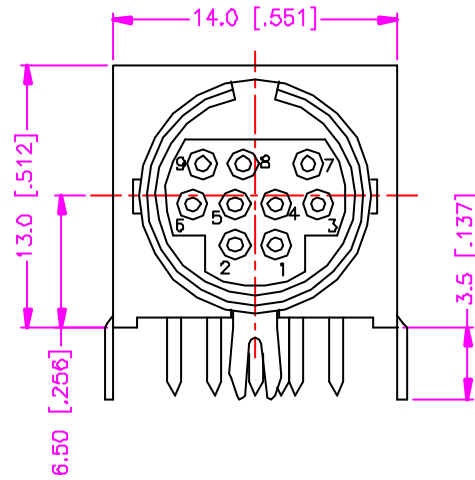


REV.	DESCRIPTION	DATE
—	RELEASE	Jun 23, 2000
1		
2		



RECOMMEND P.C.B. LAYOUT
BOTTOM VIEW

MATERIALS

- HOUSING : P.B.T. (UL 94V-0), BLACK.
- TERMINAL : PHOSPHOR BRONZE, GOLD PLATING ON CONTACT AREA, TIN PLATING ON SOLDER TAIL.
- CENTER GROUNDING : BRASS, TIN PLATING. (t=0.40mm)
- SHIELD : SPCC, TIN PLATING. (t=0.40mm)

SPECIFICATION

- CURRENT RATING : 1 AMP. MAX.
- DIELECTRIC WITHSTANDING VOLTAGE : 500V AC R.M.S. FOR ONE MINUTE.
- INSULATION RESISTANCE : 100M OHMS MIN. AT 500V DC
- CONTACT RESISTANCE : 30m OHMS MAX
- OPERATING TEMPERATURE : -25°C TO +85°C
- DURABILITY : 1000 CYCLES
- MATING FORCE : 0.5 ~ 4.5kgs.
- UNMATING FORCE : 0.5 ~ 4.5kgs.

ORDER INFORMATION

13 - 0401 - 9 - * T

SERIES CODE | NUMBER OF POSITION | TIN PLATING ON SOLDER TAIL

CONTACT PLATING OPTIONS

- GOLD FLASH
- .000010" GOLD
- .000015" GOLD
- .000030" GOLD

TOLERANCE .0=±.30 [.012] .00=±.20 [.008] .000=± XXX .0000=± ANG.=±3'	DRAWER <i>Katharin</i> CHECK <i>See</i> APP'D <i>Wisdy</i>	 ASTRON TECHNOLOGY CORP. NAME MINI. CIRCULAR DIN P.C.B. MOUNT RIGHT ANGLE 4 SIDE METAL SHIELD, FEMALE
UNITS mm [inch] SCALE NONE SIZE A4	PRDDUCT SPEC. 522-0022 SHEET 1 OF 1 REV. A	