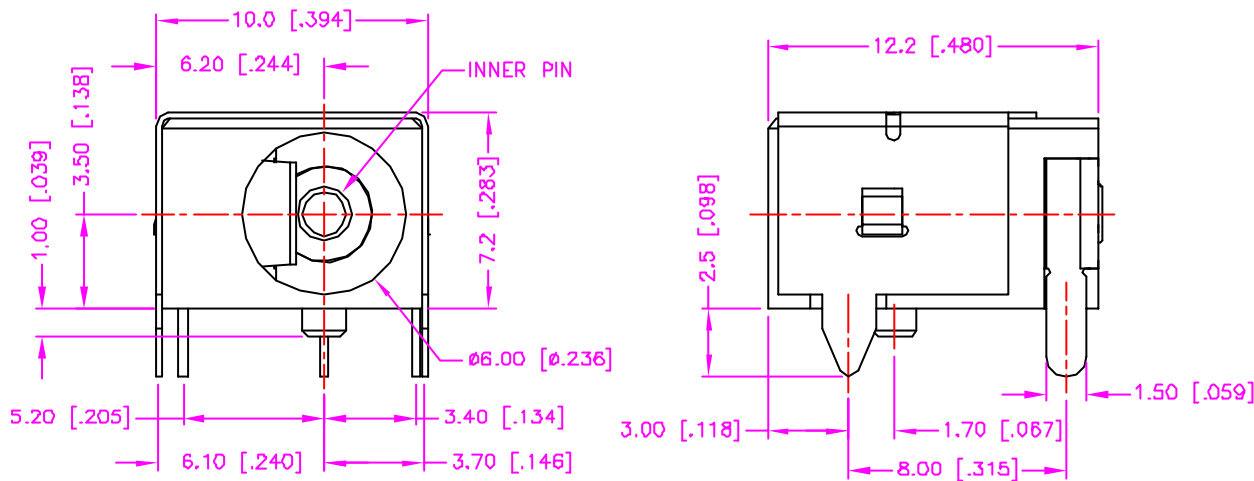


REV.	DESCRIPTION	DATE
—	RELEASE	Apr. 01, 2003
1		
2		

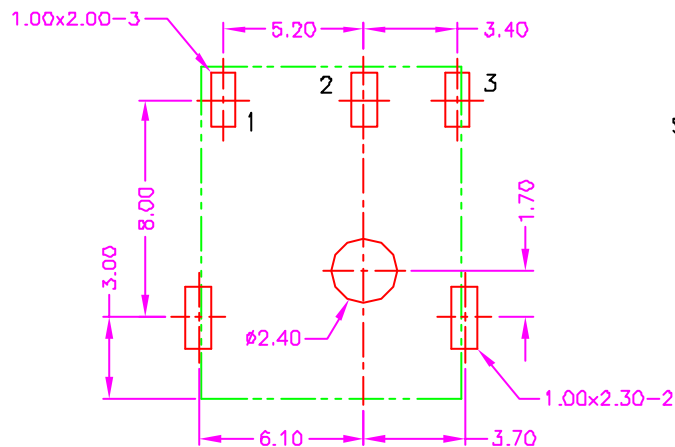
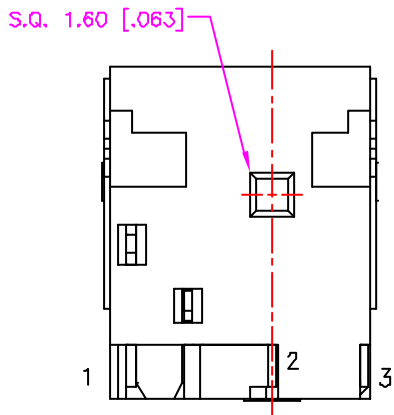


MATERIALS

1. HOUSING : POLYAMIDE (UL 94V-0), BLACK.
2. INNER PIN : BRASS, NICKEL PLATING.
3. TERMINAL : COPPER ALLOY, SILVER PLATING.
4. SHIELD : BRASS, NICKEL PLATING.

SPECIFICATION

1. CURRENT RATING : 2 AMP. MAX.
2. DIELECTRIC WITHSTANDING VOLTAGE : 250V AC R.M.S. FOR ONE MINUTE.
3. INSULATION RESISTANCE : 100M OHMS MIN. AT 250V DC
4. CONTACT RESISTANCE : 30m OHMS MAX.
5. OPERATING TEMPERATURE : -25°C TO +85°C.
6. DURABILITY : 5000 CYCLES.
7. MATING FORCE : 0.3 ~ 3.0kgs.
8. UNMATING FORCE : 0.3 ~ 3.0kgs.



RECOMMEND P.C.B LAYOUT TOP VIEW

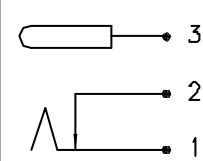
ORDER INFORMATION

15 - 01 12 *

SERIES CODE TYPE 12 INNER PIN DIA. OPTIONS

2 : ϕ 2.50mm
4 : ϕ 2.00mm
6 : ϕ 1.65mm

SCHEMATIC



TOLERANCE .0 \pm .30 [.012] .00 \pm .20 [.008] .000 \pm .xxx .0000 \pm . ANG. \pm 3°	DRAWER <i>Katherlin</i>	ASTRON TECHNOLOGY CORP.
CHECK <i>LSON</i>	APP'D <i>JUE</i>	
UNITS : mm [inch]	PRODUCT SPEC. —	DRAW NO. C522-0112
SCALE NONE	SIZE A4	SHEET 1 OF 1
		REV. A
		08005