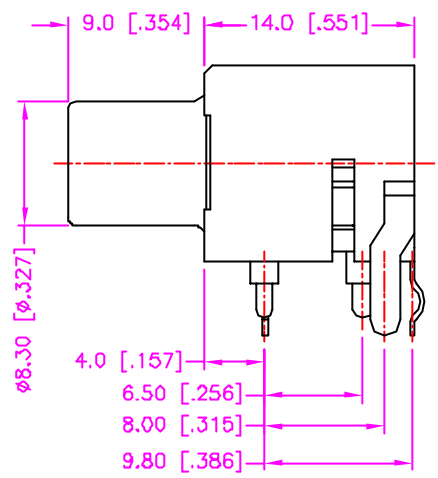
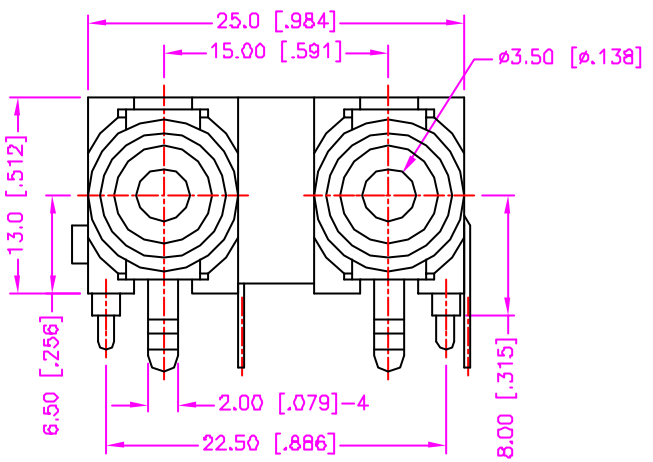


REV.	DESCRIPTION	DATE
—	RELEASE	Aug. 2, 2001
1		
2		



**MATERIALS**

1. HOUSING : A.B.S. (UL 94V-0), WHITE.
2. RING : P.B.T. (UL 94V-0).
3. TERMINAL : COPPER ALLOY, TIN PLATING.
4. GROUND TERMINAL : SPCC.

**SPECIFICATION**

1. CURRENT RATING : 0.3 AMP. MAX.
2. DIELECTRIC WITHSTANDING VOLTAGE : 500V AC R.M.S. FOR ONE MINUTE.
3. INSULATION RESISTANCE : 100M OHMS MIN. AT 500V DC
4. CONTACT RESISTANCE : 50m OHMS MAX.
5. OPERATING TEMPERATURE : -25°C TO +85°C.
6. DURABILITY : 5000 CYCLES.
7. MATING FORCE : 0.4 ~ 3.0kgs.
8. UNMATING FORCE : 0.4 ~ 3.0kgs.

**ORDER INFORMATION**

RCAG - 1 S D - \*\* - \*

SERIES CODE

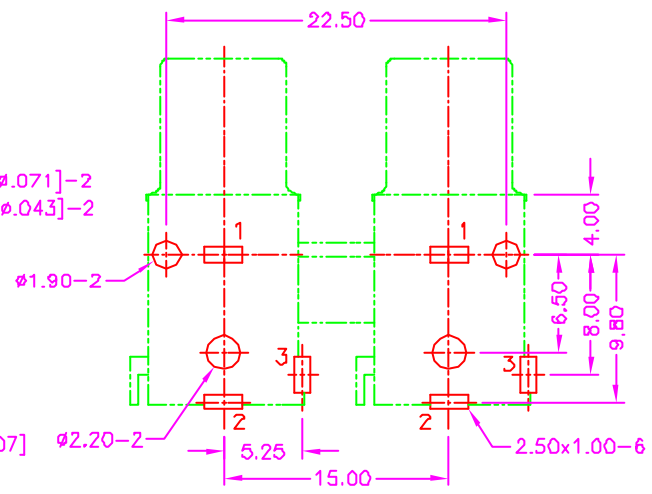
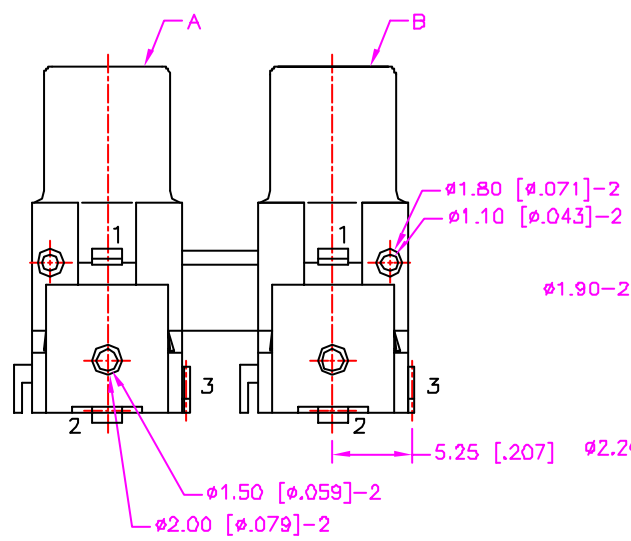
TYPE 1

SINGLE VERTICAL PORT

DUAL PARALLEL PORT

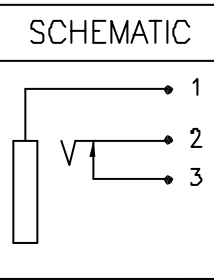
RING COLOR (A, B)  
SEE TABLE  
R : RED  
W : WHITE  
Y : YELLOW

GROUND TERMINAL PLATING OPTIONS  
BLANK : NICKEL PLATING  
G : GOLD PLATING



RECOMMEND P.C.B. LAYOUT  
BOTTOM VIEW

RING COLOR			
A	R	Y	W
B	W	R	Y



TOLERANCE .0±.30 [.012] .00±.20 [.008] .000±.XXX .0000±. ANG.=±3°	DRAWER <i>Katherlin</i>
UNITS : mm [inch]	CHECK <i>PLS</i>
SCALE NDNE	APP'D <i>ALBT</i>
SIZE A4	PRODUCT SPEC. —
SHEET 1 OF 1	REV. A

<b>Astron</b>	
ASTRON TECHNOLOGY CORP.	
NAME RCA GANG JACK - Ø8.30mm RIGHT ANGLE	
DRAW NO. C516-0002	
08005	