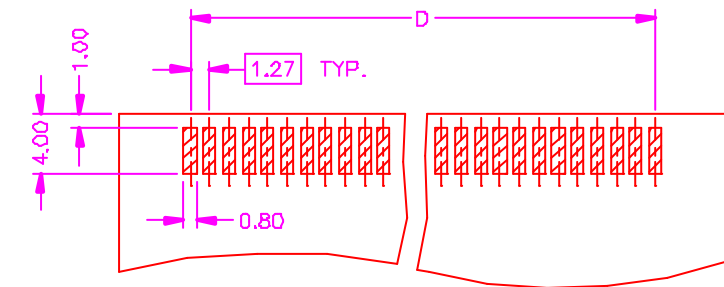
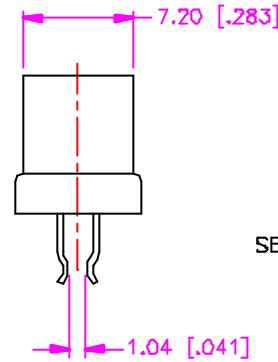
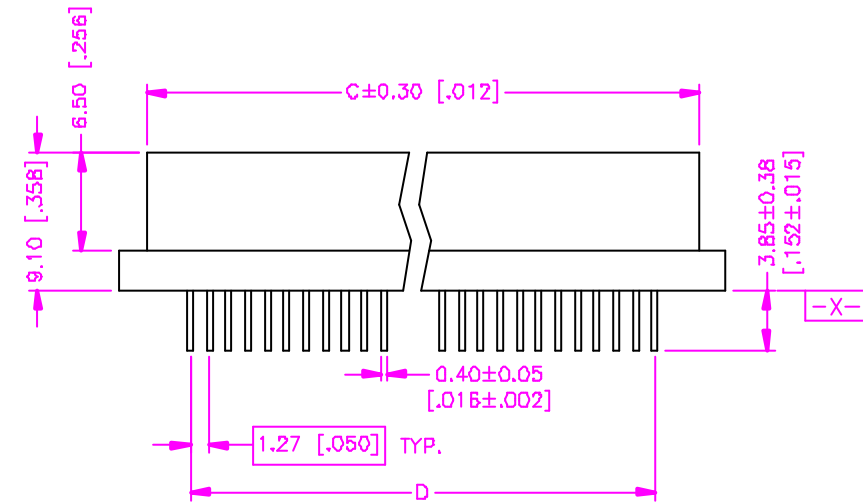
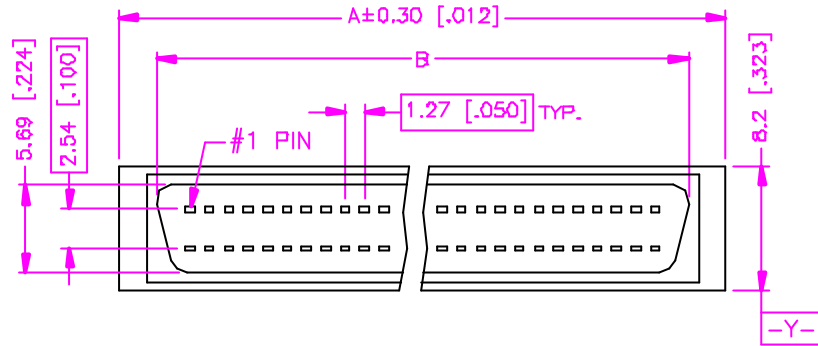


REV.	DESCRIPTION	DATE
—	RELEASE	Apr 25, 2000
1	MATERIAL MODIFY	Jun. 1, 2001
2	DRAW MODIFY	Aug. 12, 2002



RECOMMEND P.C.B. LAYOUT
BOTH SIDE

MATERIALS

1. HOUSING : POLYESTER (UL 94V-0), BLACK.
2. TERMINAL : COPPER ALLOY. (t=0.40mm)

SPECIFICATION

1. CURRENT RATING : 1 AMP. MAX.
2. DIELECTRIC WITHSTANDING VOLTAGE : 500V AC R.M.S. FOR ONE MINUTE.
3. INSULATION RESISTANCE : 1000M OHMS MIN. AT 500V DC.
4. OPERATING TEMPERATURE : -20°C TO +85°C.

ORDER INFORMATION :

10 - 16 - ** - * T
 SERIES CODE | NUMBER OF POSITION | CONTACT PLATING OPTIONS
 TIN PLATING ON SOLDER TAIL
 1 : GOLD FLASH
 2 : .000010" GOLD
 3 : .000015" GOLD
 5 : .000030" GOLD

Number Of Position	DIMENSIONS			
	A	B	C	D
50	39.78[1.566]	34.85[1.372]	36.22[1.426]	30.48[1.200]
68	51.60[2.031]	46.50[1.831]	47.70[1.878]	41.91[1.650]
TOLERANCE .0±.30 [.012] .00±.20 [.008] .000±.XXX .0000±. ANG.±3°		DRAWER <i>SUB</i> CHECK <i>Katherine</i> APP'D <i>ALBT</i>	 ASTRON TECHNOLOGY CORP. NAME SCSI SERIES PIN TYPE, STRADDLE MOUNT, MALE VERTICAL, ALL PLASTIC	
UNITS : mm [inch]		PRODUCT SPEC. —	DRAW NO. C452-0001	
SCALE NONE	SIZE A4	SHEET 1 OF 1	REV. C	09006/10018