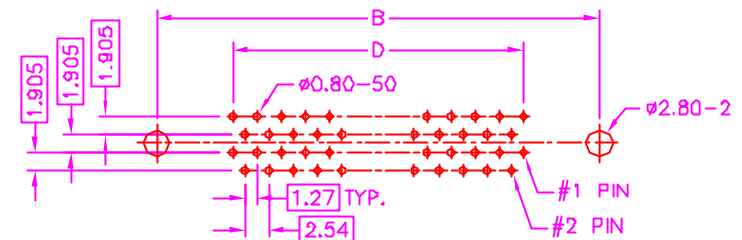
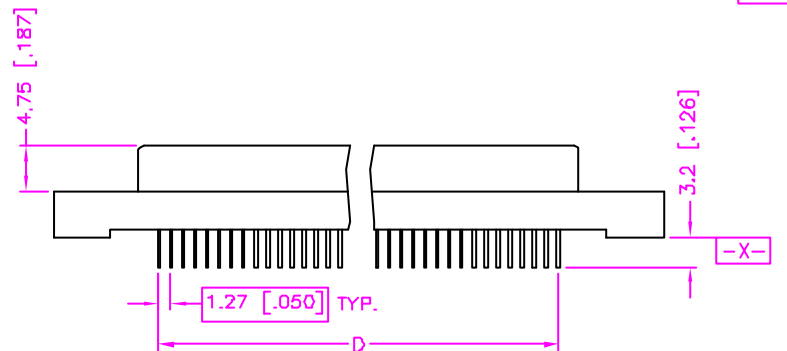
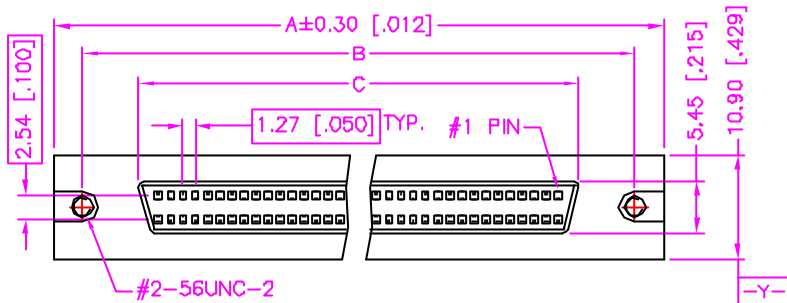
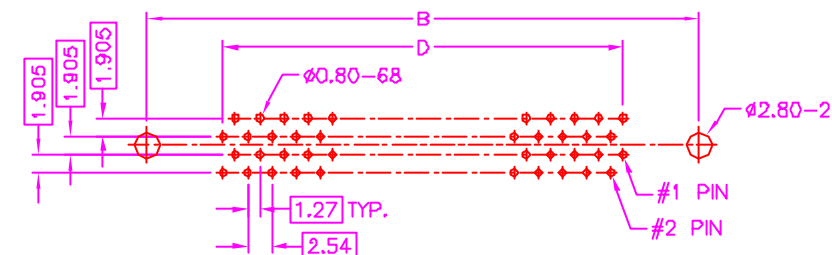


REV.	DESCRIPTION	DATE
—	RELEASE	Jan. 9, 2001
1		
2		



RECOMMEND P.C.B. LAYOUT (50 PINS)
BOTTOM VIEW



RECOMMEND P.C.B. LAYOUT (68 PINS)
BOTTOM VIEW

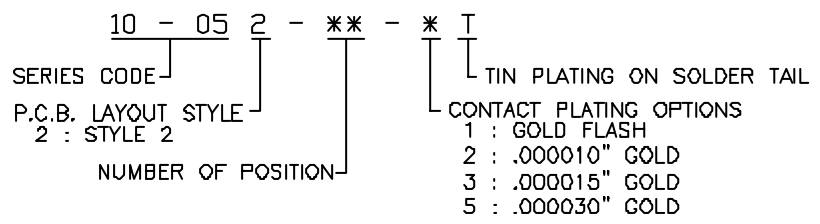
MATERIALS

1. HOUSING : P.B.T. (UL 94V-0), BLACK.
2. TERMINAL : PHOSPHOR BRONZE. (t=0.30mm)
3. SHELL : ZINC ALLOY, NICKEL PLATING.

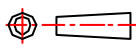
SPECIFICATION

1. CURRENT RATING : 1 AMP. MAX.
2. DIELECTRIC WITHSTANDING VOLTAGE : 500V AC R.M.S. FOR ONE MINUTE.
3. INSULATION RESISTANCE : 500M OHMS MIN. AT 500V DC.
4. CONTACT RESISTANCE : 35m OHMS MAX.
5. OPERATING TEMPERATURE : -55°C TO +105°C.
6. DURABILITY : 500 CYCLES.

ORDER INFORMATION :



Number Of Position	DIMENSIONS			
	A	B	C	D
50	52.45[2.065]	46.48[1.830]	34.70[1.366]	30.48[1.200]
68	63.88[2.515]	57.91[2.280]	46.13[1.816]	41.91[1.650]

TOLERANCE .0=±.30 [.012] .00=±.20 [.008] .000=±.XXX .0000=±. ANG.=±3°	DRAWER <i>Katharin</i> CHECK <i>Sue</i> APP'D <i>Windy</i>	 Astron ASTRON TECHNOLOGY CORP. NAME SCSI SERIES PIN TYPE, STYLE 2, FEMALE, VERTICAL METAL SHELL, WITHOUT LATCH
UNITS : mm [inch]	PRODUCT SPEC. —	
SCALE NONE	SIZE A4	DRAW NO. C451-0016
SHEET 1 OF 1	REV. A	18003