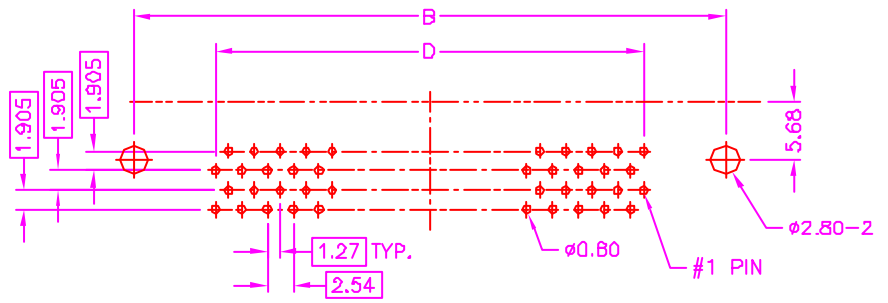
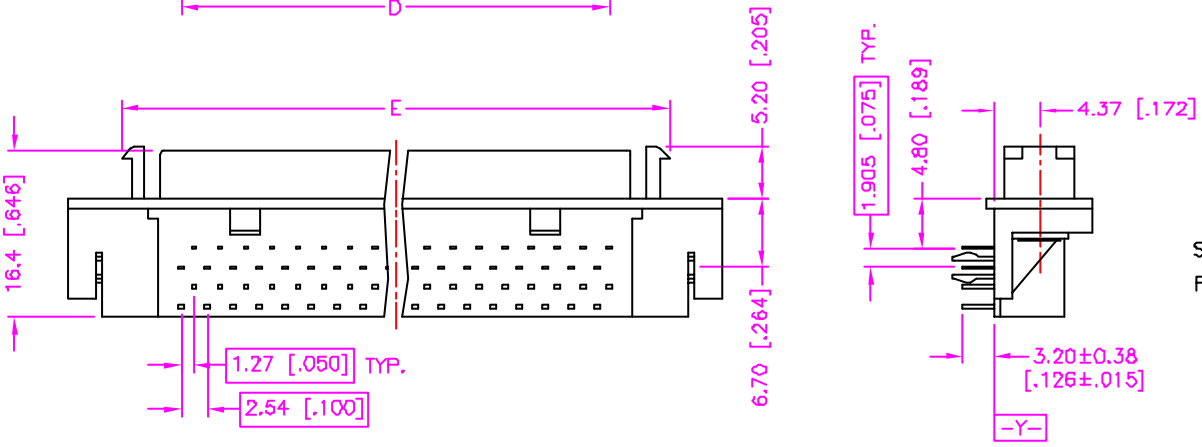
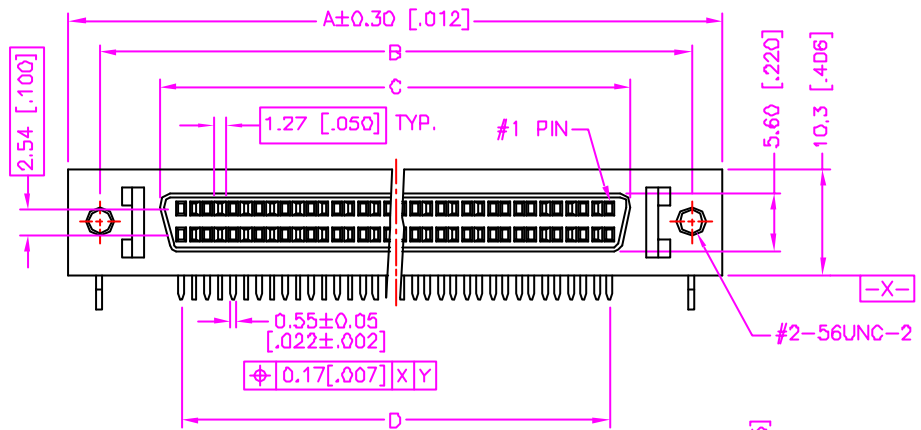


REV.	DESCRIPTION	DATE
—	RELEASE	May 15, 2000
1	MATERIAL MODIFY	Jun. 1, 2001
2		



RECOMMEND P.C.B. LAYOUT (40, 68 PINS)
BOTTOM VIEW

MATERIALS

1. HOUSING : THERMOPLASTIC (UL 94V-0), BLACK.
2. TERMINAL : COPPER ALLOY. (t=0.30mm)
3. SHELL : ZINC ALLOY, NICKEL PLATING.

SPECIFICATION

1. CURRENT RATING : 1 AMP. MAX.
2. DIELECTRIC WITHSTANDING VOLTAGE :
500V AC R.M.S. FOR ONE MINUTE.
3. INSULATION RESISTANCE : 1000M OHMS MIN. AT 500V DC.
4. CONTACT RESISTANCE : 30m OHMS MAX.
5. OPERATING TEMPERATURE : -20°C TO +85°C.
6. DURABILITY : 500 CYCLES.

ORDER INFORMATION :

10 - 07 2 - ** - * T
 SERIES CODE | P.C.B. LAYOUT STYLE | NUMBER OF POSITION | TIN PLATING ON SOLDER TAIL | CONTACT PLATING OPTIONS

2 : STYLE 2

1 : GOLD FLASH
 2 : .000010" GOLD
 3 : .000015" GOLD
 5 : .000030" GOLD

Number Of Position	DIMENSIONS				
	A	B	C	D	E
40	46.10[1.815]	40.13[1.580]	28.34[1.116]	24.13[.950]	35.94[1.415]
68	63.88[2.515]	57.91[2.280]	46.13[1.816]	41.91[1.650]	53.72[2.115]

TOLERANCE .0±.30 [.012] .00±.20 [.008] .000±.XXX .0000±. ANG.=±3°	DRAWER <i>Katherlin</i> CHECK <i>Sus</i> APP'D <i>Winsky</i>	 ASTRON TECHNOLOGY CORP. NAME SCSI SERIES PIN TYPE, FEMALE, RIGHT ANGLE STYLE 2, METAL SHEILD WITH LATCH
 UNITS : mm [inch] SCALE NONE SIZE A4 SHEET 1 OF 1 REV. B	PRODUCT SPEC. 303-0021 DRAW NO. C451-0011 07002	