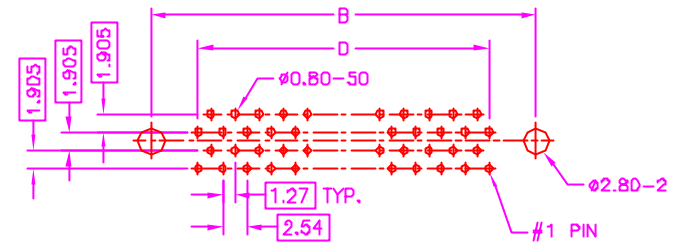
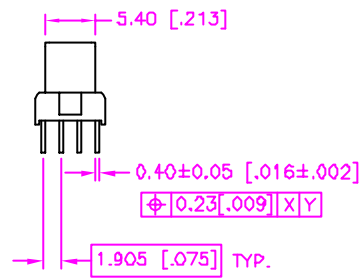
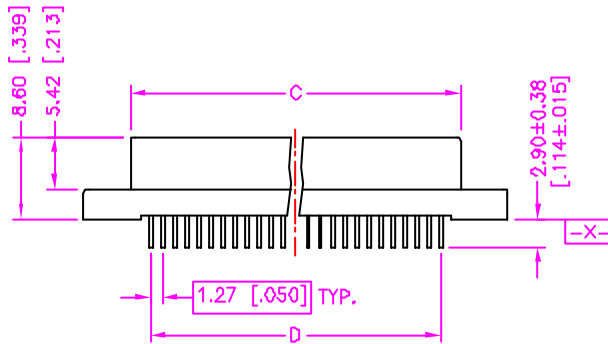
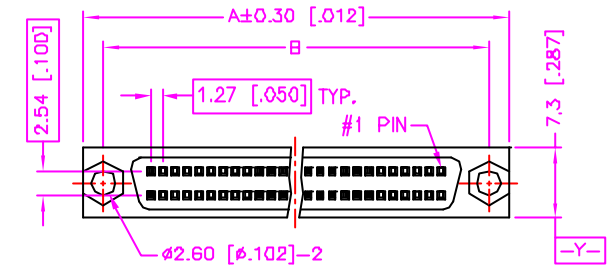
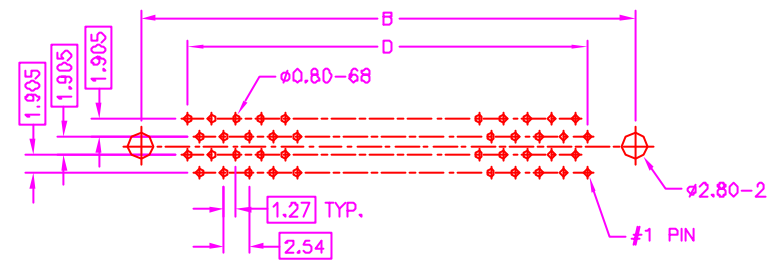


REV.	DESCRIPTION	DATE
—	RELEASE	May 1, 2000
1	MATERIAL MODIFY	Jun. 1, 2001
2		



RECOMMEND P.C.B. LAYOUT (50 PINS)  
BOTTOM VIEW



RECOMMEND P.C.B. LAYOUT (68 PINS)  
BOTTOM VIEW

**MATERIALS**

1. HOUSING : THERMOPLASTIC (UL 94V-0), BLACK.
2. TERMINAL : COPPER ALLOY. (t=0.40mm)

**SPECIFICATION**

1. CURRENT RATING : 1 AMP. MAX.
2. DIELECTRIC WITHSTANDING VOLTAGE : 500V AC R.M.S. FOR ONE MINUTE.
3. INSULATION RESISTANCE : 1000M OHMS MIN. AT 500V DC.
4. CONTACT RESISTANCE : 30m OHMS MAX.
5. OPERATING TEMPERATURE : -20°C TO +85°C.
6. DURABILITY : 500 CYCLES.

**ORDER INFORMATION :**

10 - 03 1 - \*\* - \* T  
 SERIES CODE | P.C.B. LAYOUT STYLE | NUMBER OF POSITION | CONTACT PLATING OPTIONS | TIN PLATING ON SOLDER TAIL

1 : STYLE 1

1 : GOLD FLASH  
 2 : .000010" GOLD  
 3 : .000015" GOLD  
 5 : .000030" GOLD

Number Of Position	DIMENSIONS			
	A	B	C	D
50	44.60[1.756]	40.40[1.591]	34.70[1.366]	30.48[1.200]
68	56.03[2.206]	51.83[2.041]	46.13[1.816]	41.91[1.650]

TOLERANCE .0±.30 [.012] .00±.20 [.008] .000±.XXX .0000±. ANG.=±3°	DRAWER <i>Katharina</i> CHECK <i>Sue</i> APP'D <i>Wesley</i>	 <b>ASTRON TECHNOLOGY CORP.</b> NAME SCSI SERIES PIN TYPE, STYLE 1, FEMALE, VERTICAL ALL PLASTIC WITH HEX EARS
UNITS : mm [inch]	PRODUCT SPEC. —	
SCALE NONE	SIZE A4	DRAW NO. C451-0005
SHEET 1 OF 1	REV. B	09006