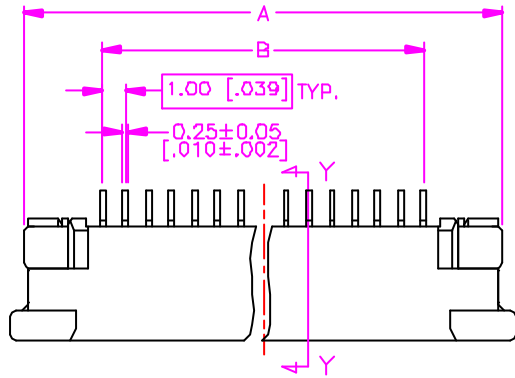


REV.	DESCRIPTION	DATE
—	RELEASE	Dec. 2, 2000
1	DRAW MODIFY	May 29, 2001
2	DRAW MODIFY	Apr. 01, 2002
3	DRAW MODIFY	Apr. 04, 2002



$$A = (\text{TOTAL NO. OF PINS} - 1) \times 1.00 + 6.85 \pm 0.30$$

$$(\text{TOTAL NO. OF PINS} - 1) \times 0.39 + .270 \pm .012$$

$$B = (\text{TOTAL NO. OF PINS} - 1) \times 1.00$$

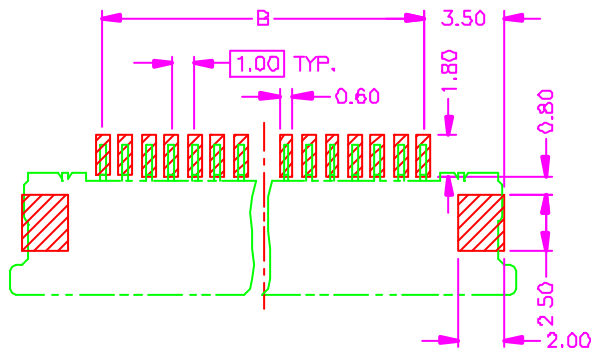
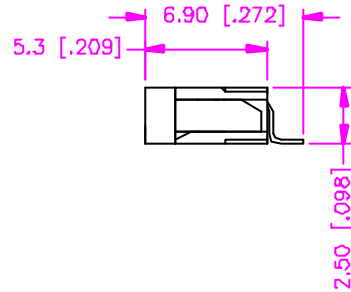
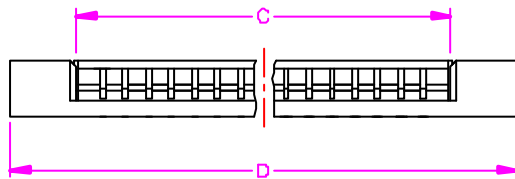
$$(\text{TOTAL NO. OF PINS} - 1) \times 0.39$$

$$C = (\text{TOTAL NO. OF PINS} - 1) \times 1.00 + 2.25$$

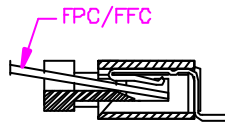
$$(\text{TOTAL NO. OF PINS} - 1) \times 0.39 + .089$$

$$D = (\text{TOTAL NO. OF PINS} - 1) \times 1.00 + 8.00$$

$$(\text{TOTAL NO. OF PINS} - 1) \times 0.39 + .315$$



RECOMMEND P.C.B. LAYOUT
TOP VIEW



SECTION Y-Y
TOP CONTACT

MATERIALS

- HOUSING : HI.-TEMP. PLASTIC (UL 94V-0).
- SLIDER : P.P.S. (UL 94V-0), BLACK.
- TERMINAL : PHOSPHOR BRONZE. (t=0.25mm)
- MATEL TAB : COPPER ALLOY, TIN PLATING. (t=0.20mm)

SPECIFICATION

- CURRENT RATING : 0.5 AMP. MAX.
- DIELECTRIC WITHSTANDING VOLTAGE : 500V AC R.M.S. FOR ONE MINUTE.
- INSULATION RESISTANCE : 500M OHMS MIN. AT 500V DC.
- CONTACT RESISTANCE : 30m OHMS MAX
- OPERATING TEMPERATURE : -40°C TO +85°C.
- MAX. PROCESSING TEMP. : 230°C FOR 30 ~ 60 SECONDS.

ORDER INFORMATION :

55 - 2602 1 - ** W - T - **

SERIES CODE | NUMBER OF POSITIONS | PACKAGE OPTIONS
 TOP CONTACT | 04 ~ 34 PINS | BLANK : TUBE
 | | TR : TAPE & REEL
 | | TIN PLATING ON TERMINAL
 | | WHITE IN HOUSING COLOR

TOLERANCE .0±.0.30 [.012] .00±.0.20 [.008] .000±.XXX .0000±. ANG.±3°	DRAWER <i>Kathrin</i> CHECK <i>PUS</i> APP'D <i>WJY&ZY</i>	 ASTRON TECHNOLOGY CORP. NAME FPC CONNECTOR 1.00mm PITCH, TOP CONTACT SMT, ZIF
 UNITS : mm [inch]	PRODUCT SPEC. —	
SCALE NONE	SIZE A4	DRAW NO. C355-2602
SHEET 1 OF 1	REV. D	10015