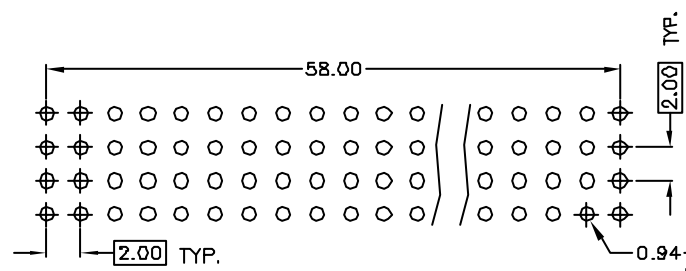
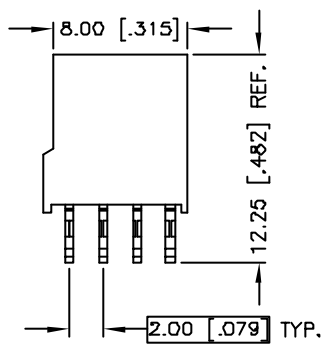
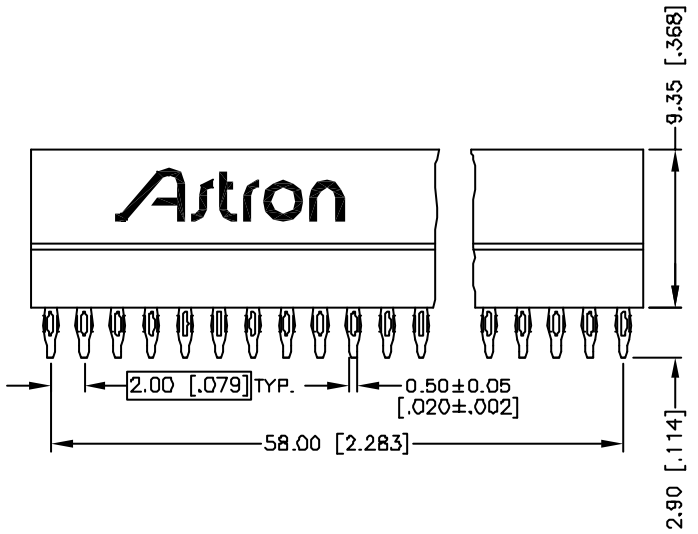
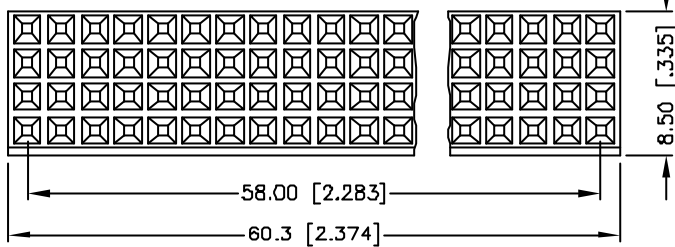


REV.	DESCRIPTION	DATE
—	RELEASE	Dec. 16, 2002
1		
2		



RECOMMEND P.C.B. LAYOUT  
TOP VIEW

0.94-0.83 DIA OF FINISHED HOLE AFTER PLATING  
DRILLED HOLE DIA 1.02-0.98  
TIN/LEAD PLATED 0.005 MIN  
COPPER PLATING 0.025-0.075

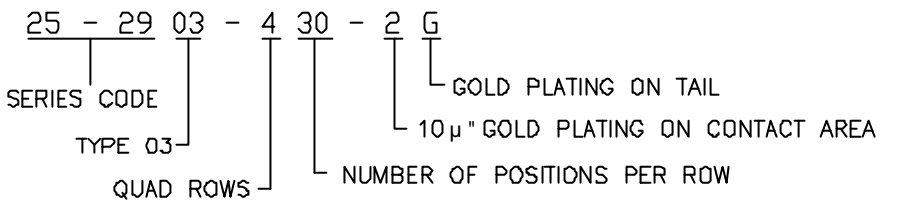
**MATERIALS**

1. HOUSING : THERMOPLASTIC (UL 94V-0), BLACK.
2. TERMINAL : COPPER ALLOY. (t=0.50mm)

**SPECIFICATION**

1. CURRENT RATING : 1 AMP. MAX.
2. DIELECTRIC WITHSTANDING VOLTAGE : 800V AC R.M.S. FOR ONE MINUTE.
3. INSULATION RESISTANCE : 5000M OHMS MIN. AT 500V DC.
4. CONTACT RESISTANCE : 30m OHMS MAX.
5. OPERATING TEMPERATURE : -40°C TO +85°C.

**ORDER INFORMATION :**



TOLERANCE
.0=±0.30 [.012]
.00=±0.20 [.008]
.000=±.XXX
.0000=±.
ANG.=±3°

DRAWER	<i>Katherlin</i>
CHECK	<i>NUB</i>
APP'D	<i>ALGX</i>
PRODUCT SPEC.	—

<b>Astron</b>	
ASTRON TECHNOLOGY CORP.	
NAME POST HEADER RECEPTACLE 2.00mm PITCH, P.C.B. MOUNT PRESS FIT TYPE	
DRAW NO. C349-2002	
SCALE	SIZE
NONE	A4
SHEET	REV.
1 OF 1	A
10018	

UNITS : mm [inch]	
SCALE	SIZE
NONE	A4
SHEET	REV.
1 OF 1	A