

REV.	DESCRIPTION	DATE
—	RELEASE	Sep. 3, 2001
1	DRAW MODIFY	May. 06, 2003
2		

$$A = (\text{NUMBER OF POSITIONS PER ROW}) \times 2.00 + 7.10$$

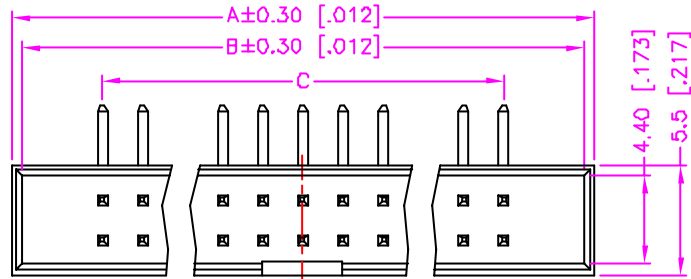
$$(\text{NUMBER OF POSITIONS PER ROW}) \times 0.079 + .280$$

$$B = (\text{NUMBER OF POSITIONS PER ROW}) \times 2.00 + 6.00$$

$$(\text{NUMBER OF POSITIONS PER ROW}) \times 0.079 + .236$$

$$C = (\text{NUMBER OF POSITIONS PER ROW} - 1) \times 2.00$$

$$(\text{NUMBER OF POSITIONS PER ROW} - 1) \times 0.079$$



### MATERIALS

- HOUSING : POLYAMIDE (UL 94V-0), BLACK.
- TERMINAL : S.Q. 0.50mm BRASS.

### SPECIFICATION

- CURRENT RATING : 1 AMP. MAX.
- DIELECTRIC WITHSTANDING VOLTAGE : 800V AC R.M.S. FOR ONE MINUTE.
- INSULATION RESISTANCE : 5000M OHMS MIN. AT 500V DC.
- OPERATING TEMPERATURE : -55°C TO +105°C.

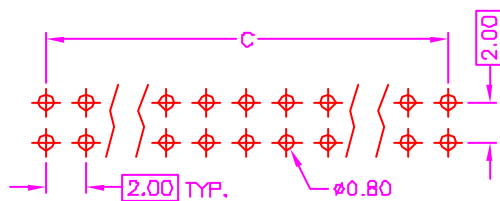
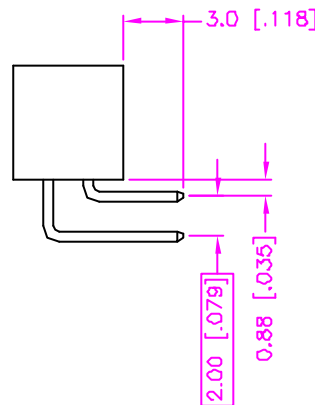
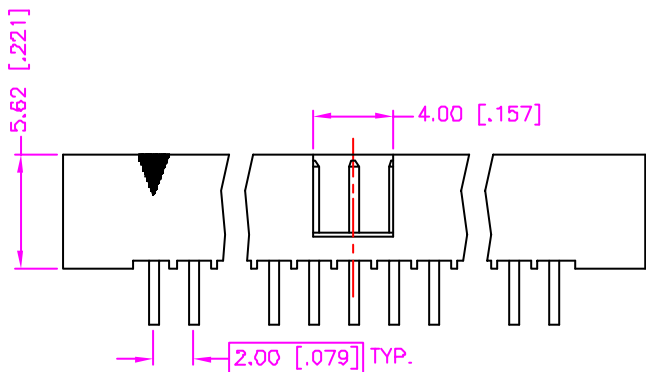
### ORDER INFORMATION :

26 - 42 - 2 \*\* - \* G

SERIES CODE | DUAL ROWS | NUMBER OF POSITIONS PER ROW | CONTACT PLATING OPTIONS

GOLD PLATING ON SOLDER TAIL

CONTACT PLATING OPTIONS:  
 1 : GOLD FLASH  
 2 : .000010" GOLD  
 3 : .000015" GOLD  
 5 : .000030" GOLD



RECOMMEND P.C.B. LAYOUT  
TOP VIEW

TOLERANCE .0=±0.30 [.012] .00=±0.20 [.008] .000=±.xxx .0000=±. ANG.=±3°	DRAWER <i>PUB</i> CHECK <i>LFON</i> APP'D <i>Katherine</i>	<b>Astron</b> ASTRON TECHNOLOGY CORP. NAME SHROUDED HEADER 2.00mm PITCH P.C.B. MOUNT RIGHT ANGLE
UNITS : mm [inch] 317-0012	PRODUCT SPEC. —	
SCALE NONE	SIZE A4	SHEET 1 OF 1
	REV. B	09006/10018