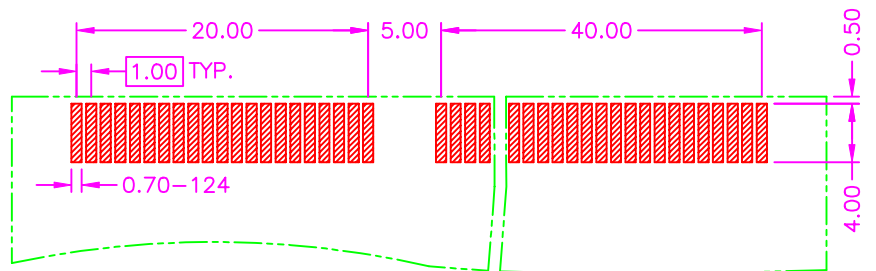
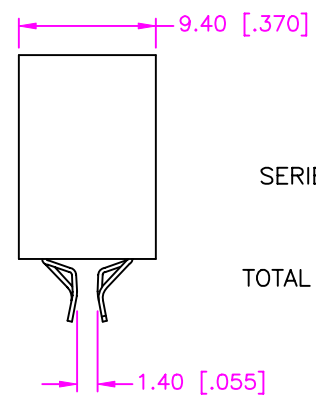
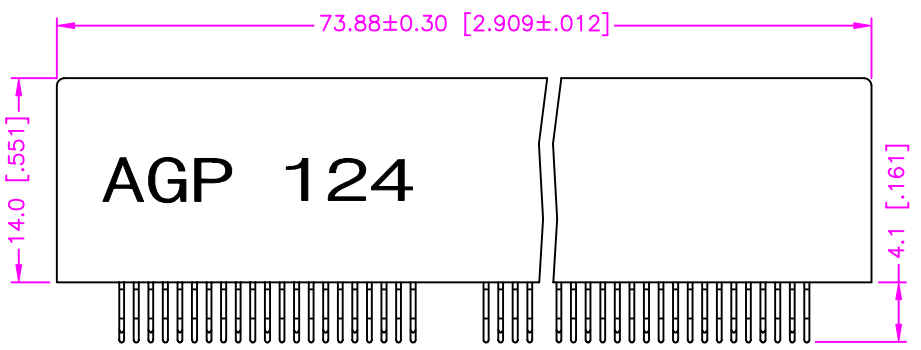
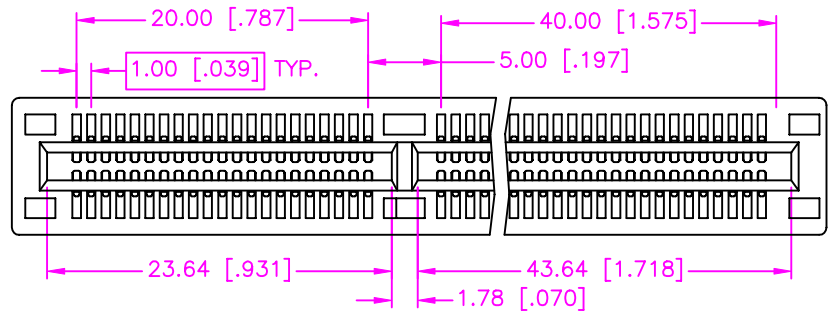


REV.	DESCRIPTION	DATE
—	RELEASE	Jun. 11, 2002
1		
2		



**RECOMMEND P.C.B. LAYOUT
BOTH SIDES**

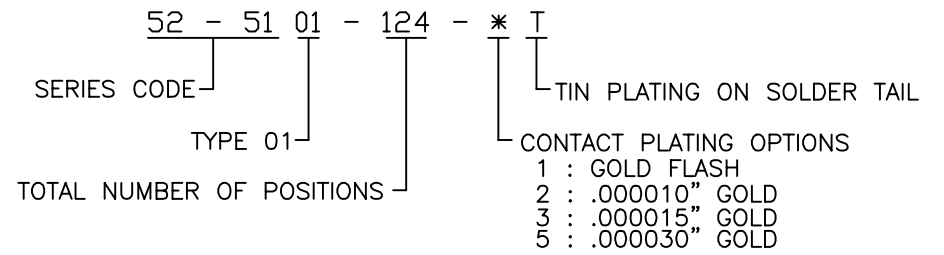
MATERIALS

1. HOUSING : HI.-TEMP. PLASTIC (UL 94V-0), BROWN.
2. TERMINAL : COPPER ALLOY. (t=0.30mm)

SPECIFICATION

1. CURRENT RATING : 1 AMP. MAX.
2. DIELECTRIC WITHSTANDING VOLTAGE : 500V AC R.M.S. FOR ONE MINUTE.
3. INSULATION RESISTANCE : 1000M OHMS MIN. AT 500V DC.
4. CONTACT RESISTANCE : 30m OHMS MAX.
5. OPERATING TEMPERATURE : -55°C TO +105°C.
6. MAX. PROCEESING TEMP. : 230°C FOR 30 ~ 60 SECONDS.

ORDER INFORMATION :



TOLERANCE .0±.0.30 [.012] .00±.0.20 [.008] .000±.XXX .0000±. ANG.=±3'		DRAWER <i>Katherlin</i> CHECK <i>JUE</i> APP'D <i>WJLEBY</i>	 ASTRON TECHNOLOGY CORP. NAME CARD EDGE CONNECTOR 1.00mm PITCH P.C.B. STRADDLE MOUNT VERTICAL, 1 KEY (AGP)	
UNITS : mm [inch]		PRODUCT SPEC. —		DRAW NO. C152-5101
SCALE NONE	SIZE A4	SHEET 1 OF 1	REV. A	08001