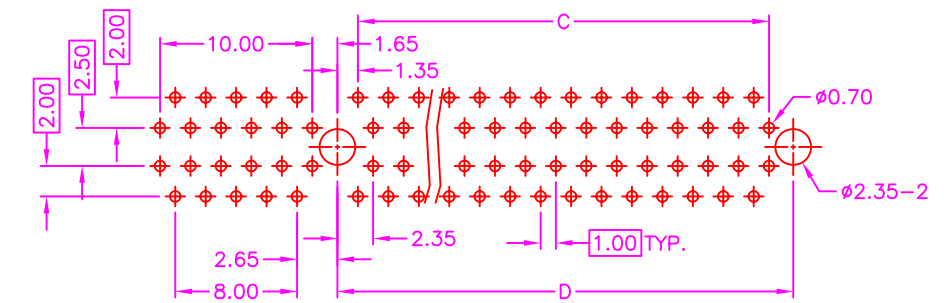
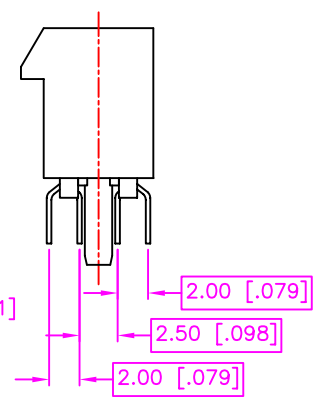
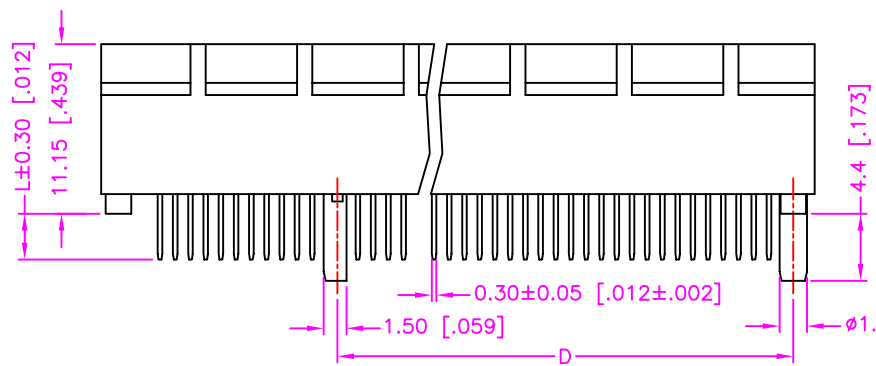
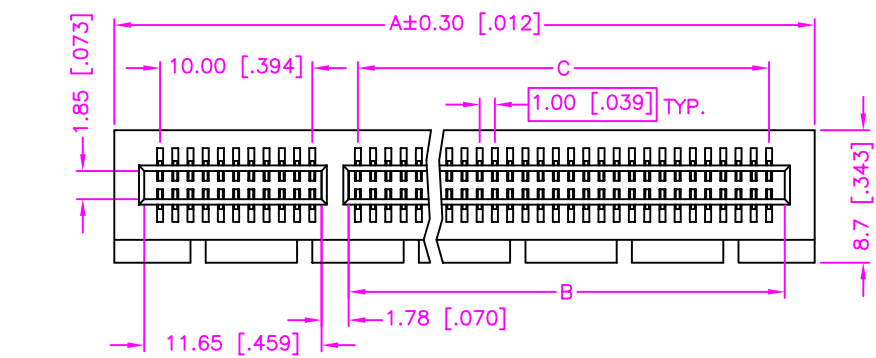


REV.	DESCRIPTION	DATE
—	RELEASE	Dec. 10, 2003
1		
2		



RECOMMEND P.C.B. LAYOUT  
TOP VIEW

Number Of Position	Dimensions			
	A	B	C	D
36	25.00[.984]	7.65[.301]	6.00[.236]	9.15[.360]
64	39.00[1.535]	21.65[.852]	20.00[.787]	23.15[.911]
98	56.00[2.205]	38.65[1.522]	37.00[1.457]	40.15[1.581]
164	89.00[3.504]	71.65[2.821]	70.00[2.756]	73.15[2.880]

**MATERIALS**

1. HOUSING : POLYAMIDE (UL 94V-0).
2. TERMINAL : COPPER ALLOY. (t=0.25mm)

**SPECIFICATION**

1. CURRENT RATING : 1 AMP. MAX.
2. DIELECTRIC WITHSTANDING VOLTAGE : 500V AC R.M.S. FOR ONE MINUTE.
3. INSULATION RESISTANCE : 1000M OHMS MIN. AT 500V DC.
4. CONTACT RESISTANCE : 30m OHMS MAX.
5. OPERATING TEMPERATURE : -55°C TO +105°C.

**ORDER INFORMATION :**

52 - 42 \*\* - \*\* \* - \* T

SERIES CODE

TYPE OPTIONS  
04 : L=2.36mm/.093"  
05 : L=3.16mm/.124"

TIN PLATING ON SOLDER TAIL

CONTACT PLATING OPTIONS  
1 : GOLD FLASH  
5 : .000030" GOLD

HOUSING COLOR OPTIONS  
W : WHITE  
B : BLACK

TOTAL NUMBER OF POSITIONS  
(36, 64, 98, 164 PINS)

TOLERANCE .0±0.30 [.012] .00±0.20 [.008] .000±.XXX .0000±. ANG.=±3'	DRAWER <i>SUE</i>	ASTRON TECHNOLOGY CORP.
CHECK <i>Katherlin</i>	APP'D <i>LION</i>	
UNITS : mm [inch]	PRODUCT SPEC. —	DRAW NO. C152-4204
SCALE NONE	SIZE A4	SHEET 1 OF 1
	REV. A	20002